

# Riverside April Show

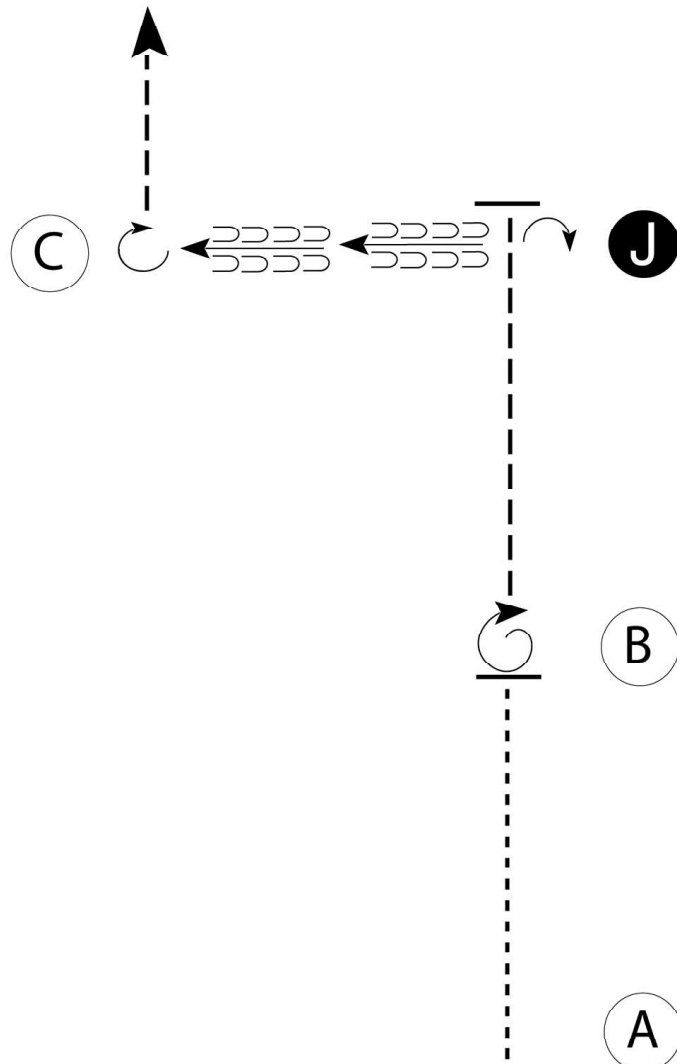
Showmanship (Amateur Youth Non Pro Saturday)

Radat 1/A, 2/Y, 3/N

Show Date: 04-20+21-2024

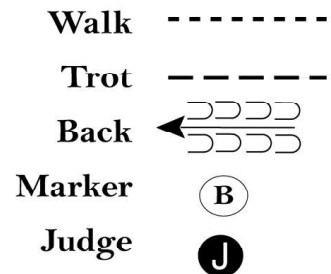
w w w . H o r s e S h o w P a t t e r n s . c o m

w w w . H o r s e S h o w P a t t e r n s . c o m



Be ready at A.

1. Walk A to B.
2. Stop at B and perform a 360 degree turn.
3. Trot until even with Judge.
4. Stop and perform a 90 degree turn; set up for inspection.
5. When dismissed, back to C.
6. Perform a 270 degree turn and trot straight away.



Follow the instructions of your ring steward.

[S/2-4]

Pattern Provided by:

*Leroux Cedric*

# Riverside April Show

## Showmanship (Amateur Sunday)

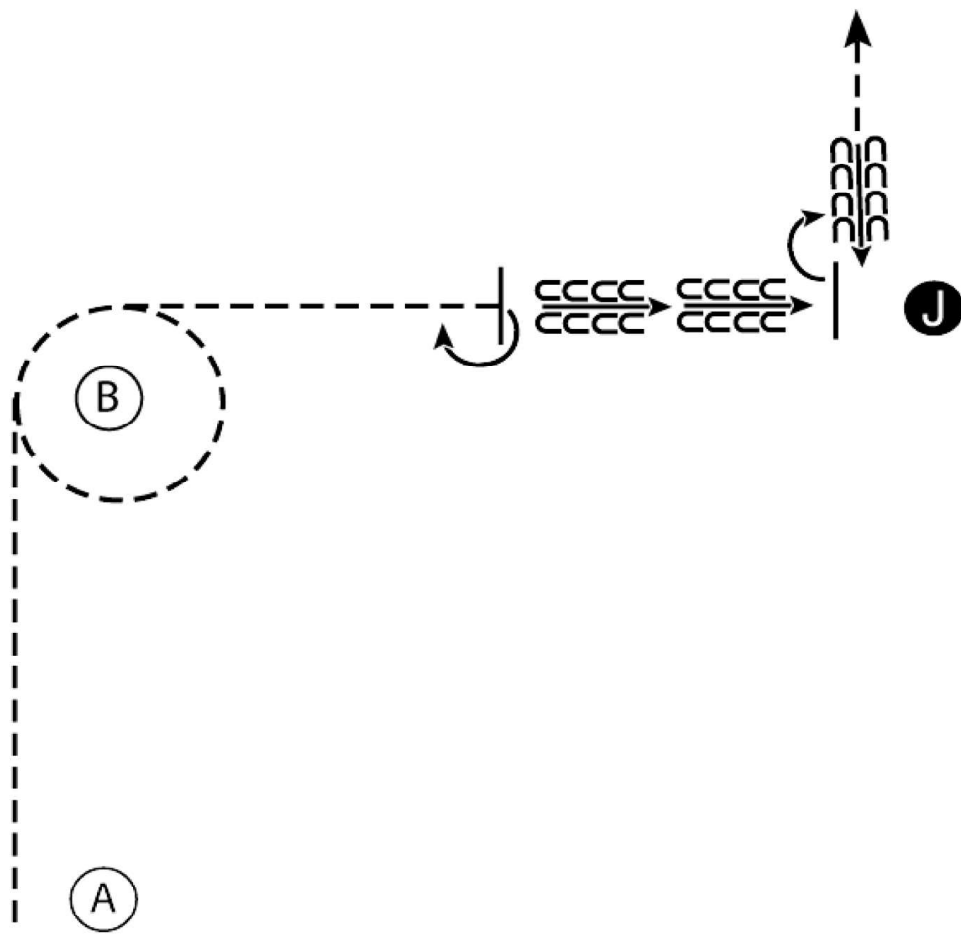
RADAT

32/A,33/A

Show Date: 04-20+21-2024

w w w . H o r s e S h o w P a t t e r n s . c o m

w w w . H o r s e S h o w P a t t e r n s . c o m



1. Trot from A to B.
2. Trot a circle around B.
3. Trot half way to the Judge. Stop and perform a 180 degree turn.
4. Back to the Judge and set up for inspection.
5. When dismissed perform a 90 degree turn.
6. Back four steps and trot straight away from the Judge.

Walk .....  
Trot - - - - -  
Back ← [Back Arrow Symbol]  
Marker (B)  
Judge (J)

[S/3-15]

Pattern Provided by:  
*Leroux Cedric*

# Riverside April Show

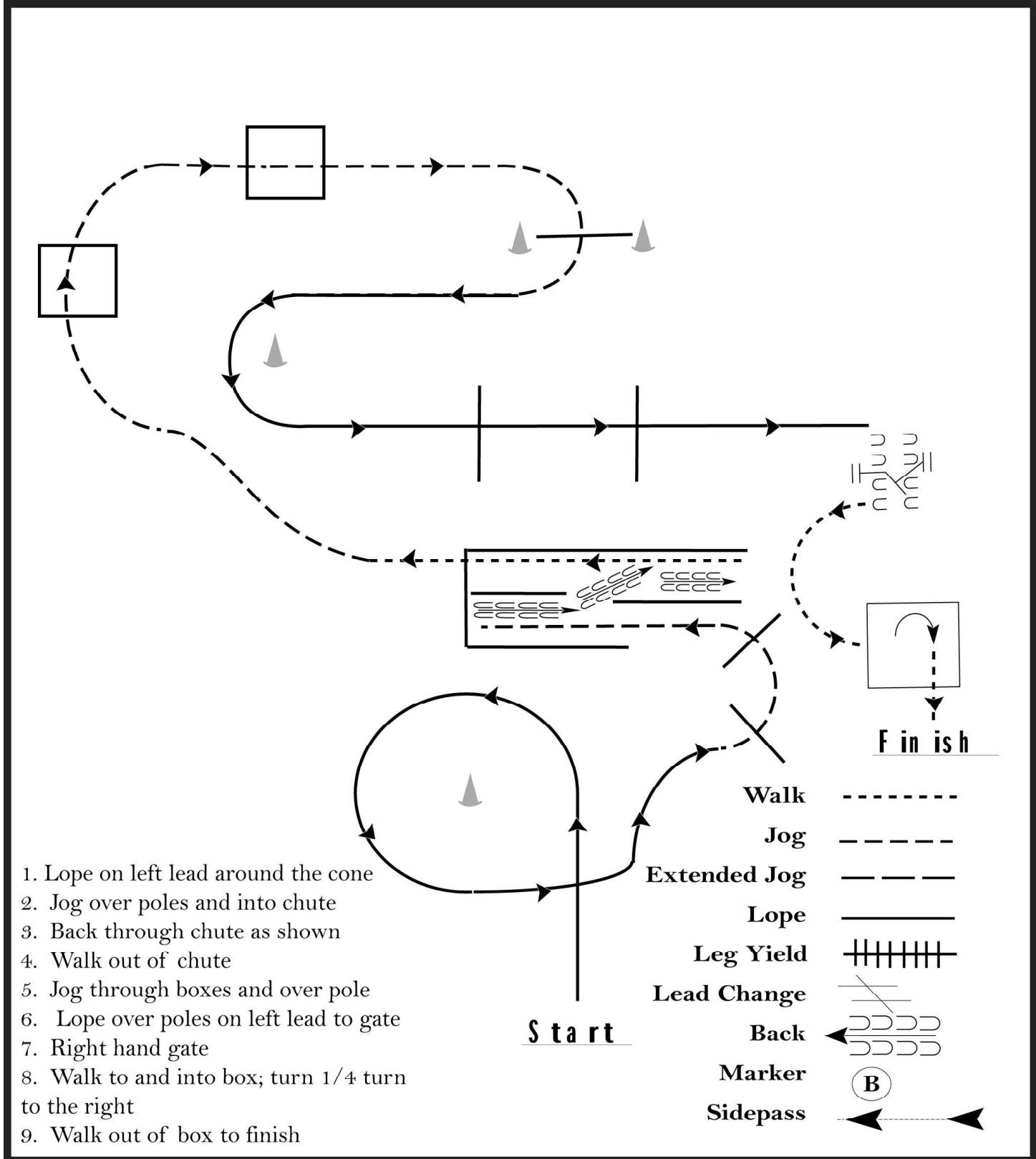
## Trail (Novice Sunday)

RATA 54/N

Show Date: 04-20+21-2024

www.HorseShowPatterns.com

www.HorseShowPatterns.com



1. Lope on left lead around the cone
2. Jog over poles and into chute
3. Back through chute as shown
4. Walk out of chute
5. Jog through boxes and over pole
6. Lope over poles on left lead to gate
7. Right hand gate
8. Walk to and into box; turn 1/4 turn to the right
9. Walk out of box to finish

- Walk
- Jog
- Extended Jog
- Lope
- Leg Yield
- Lead Change
- Back
- Marker
- Sidepass

[T/1-10]

**Pattern Provided by:**  
*Leroux Cedric*

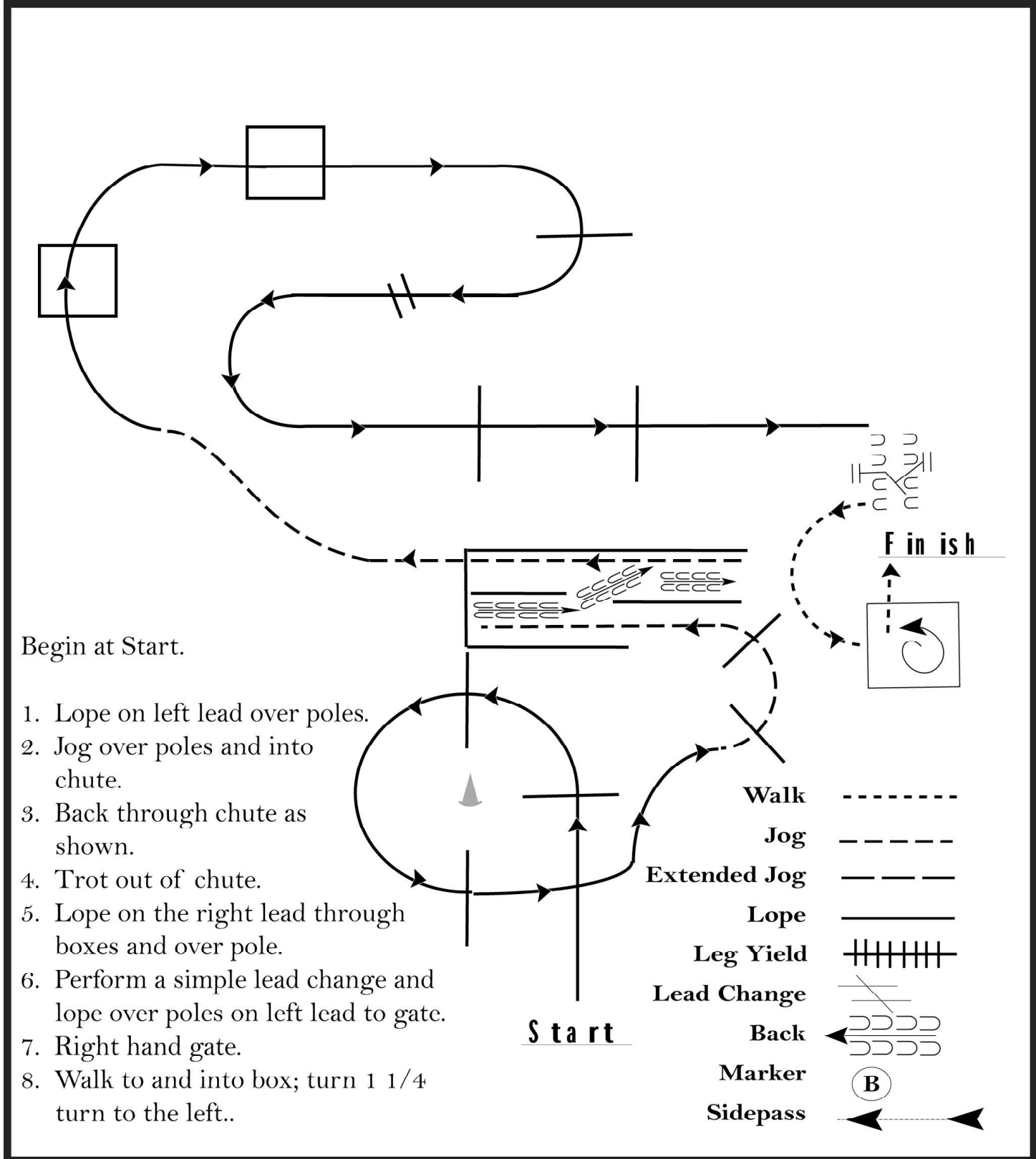
# Riverside April Show

## trail (Amateur Non Pro Sunday)

RADAT 55/N, 58/A, 59/A, 60A Show Date: 04-20+21-2024

w w w . H o r s e S h o w P a t t e r n s . c o m

w w w . H o r s e S h o w P a t t e r n s . c o m



Begin at Start.

1. Lope on left lead over poles.
2. Jog over poles and into chute.
3. Back through chute as shown.
4. Trot out of chute.
5. Lope on the right lead through boxes and over pole.
6. Perform a simple lead change and lope over poles on left lead to gate.
7. Right hand gate.
8. Walk to and into box; turn 1 1/4 turn to the left..

Walk	-----
Jog	- - - - -
Extended Jog	-----
Lope	=====
Leg Yield	
Lead Change	↘ ↙
Back	← ← ← ← ←
Marker	Ⓚ
Sidepass	← ← ← ← ←

[T/2-10]

Pattern Provided by:  
*Leroux Cedric*

# Riverside April Show

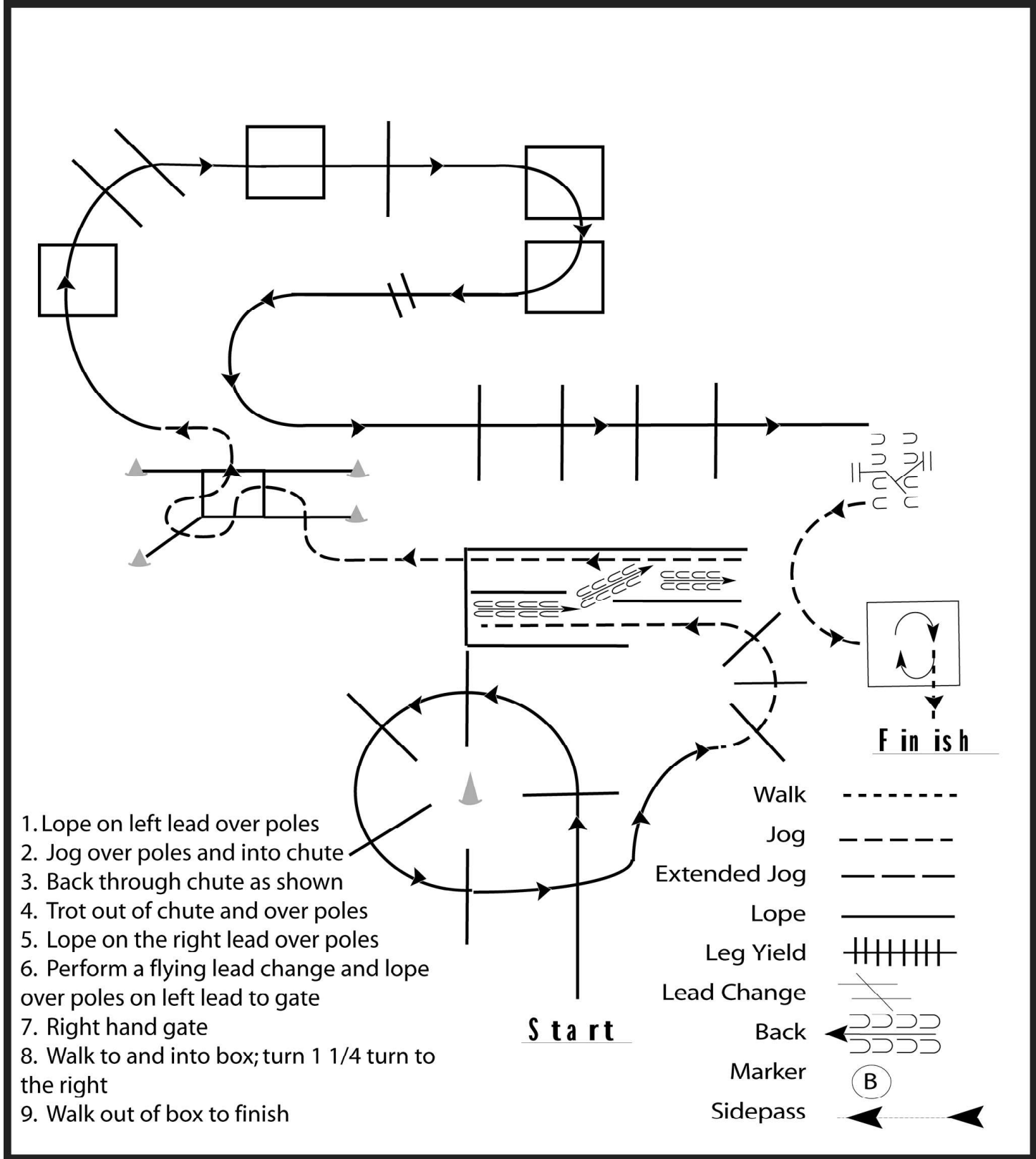
APHAN JA ALLBREED 61/0 Trail (Open Sunday)

RADAT 61/O, 62/O

Show Date: 04-20+21-2024

www.HorseShowPatterns.com

www.HorseShowPatterns.com



1. Lope on left lead over poles
2. Jog over poles and into chute
3. Back through chute as shown
4. Trot out of chute and over poles
5. Lope on the right lead over poles
6. Perform a flying lead change and lope over poles on left lead to gate
7. Right hand gate
8. Walk to and into box; turn 1 1/4 turn to the right
9. Walk out of box to finish

**Start**

**Finish**

- Walk -----
- Jog - - - - -
- Extended Jog - - - - -
- Lope \_\_\_\_\_
- Leg Yield |||||
- Lead Change / / / / /
- Back ← ← ← ← ←
- Marker (B)
- Sidepass ← ← ← ← ←

[T/3-8]

**Pattern Provided by:**  
*Leroux Cedric*

# Riverside April Show

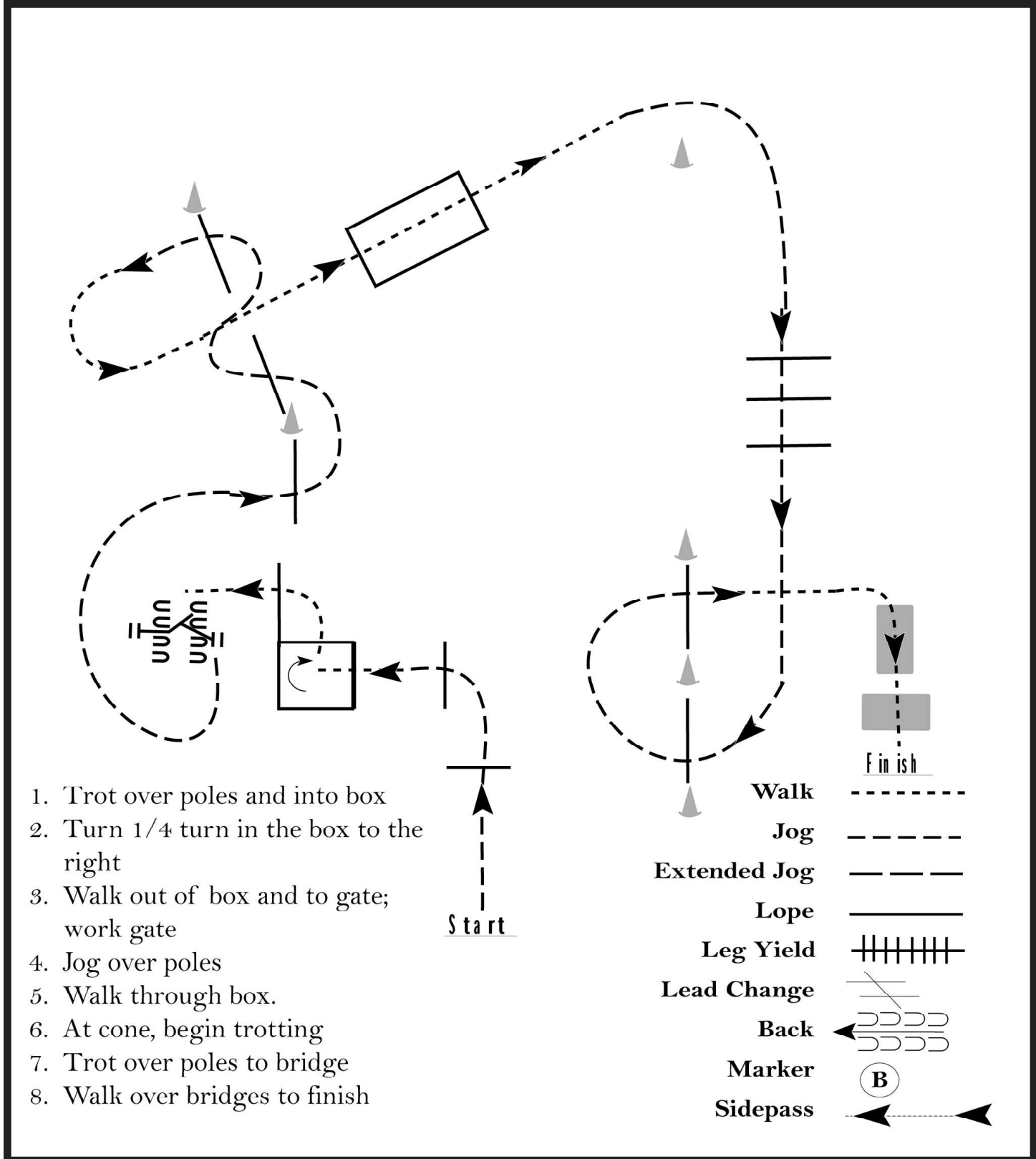
## In Hand Trail (Novice Sunday)

RATA 52/N

Show Date: 04-20+21-2024

www.HorseShowPatterns.com

www.HorseShowPatterns.com



[T/1-1]

Pattern Provided by:  
*Leroux Cedric*

# Riverside April Show

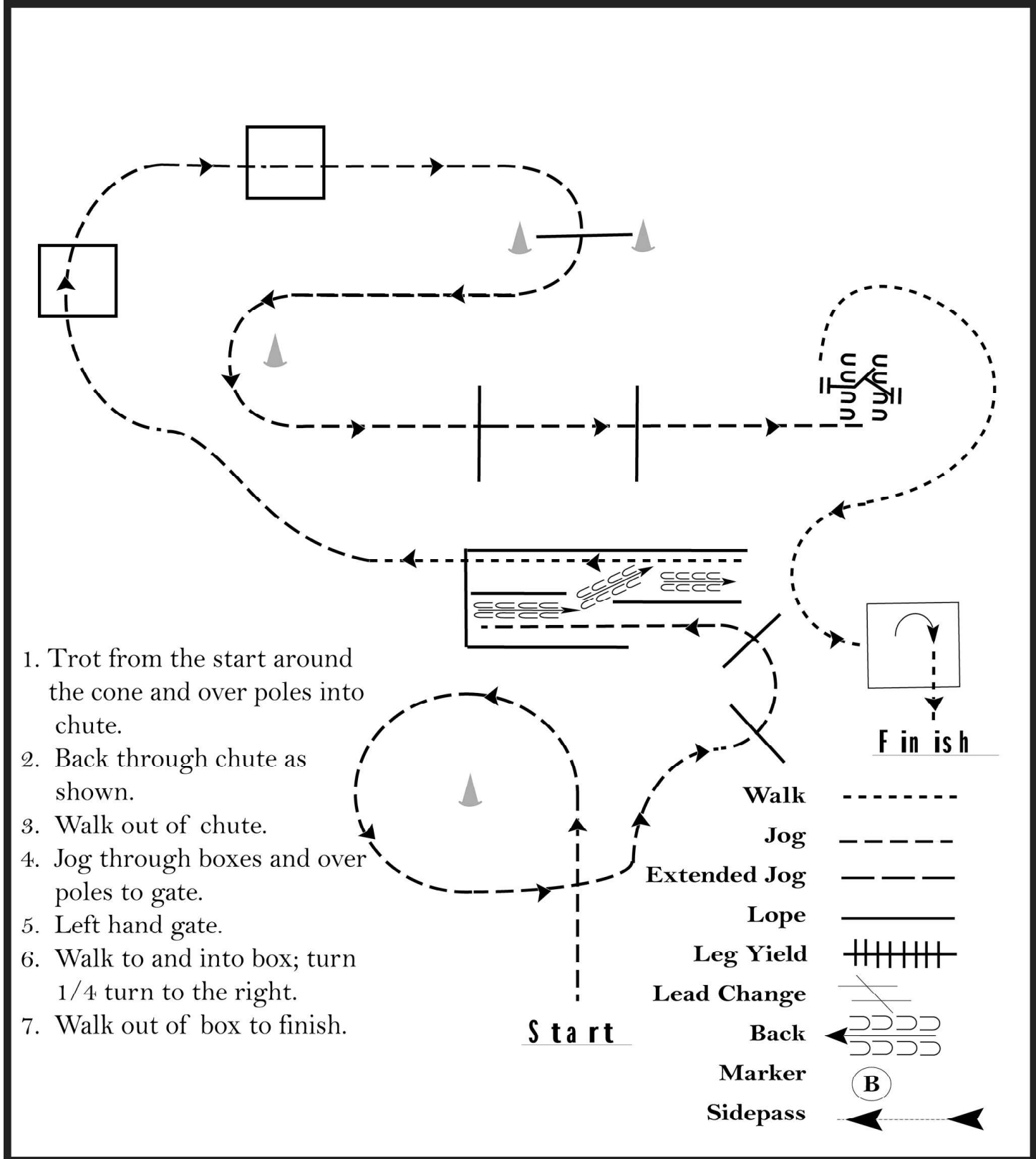
## In hand Trail (Amateur Sunday)

RATA 53/A

Show Date: 04-20+21-2024

w w w . H o r s e S h o w P a t t e r n s . c o m

w w w . H o r s e S h o w P a t t e r n s . c o m



1. Trot from the start around the cone and over poles into chute.
2. Back through chute as shown.
3. Walk out of chute.
4. Jog through boxes and over poles to gate.
5. Left hand gate.
6. Walk to and into box; turn 1/4 turn to the right.
7. Walk out of box to finish.

Walk	-----
Jog	- - - - -
Extended Jog	- . - . -
Lope	—————
Leg Yield	
Lead Change	—/—
Back	←←←←←
Marker	ⓑ
Sidepass	←-----→

Start

Finish

Pattern Provided by:  
*Leroux Cedric*

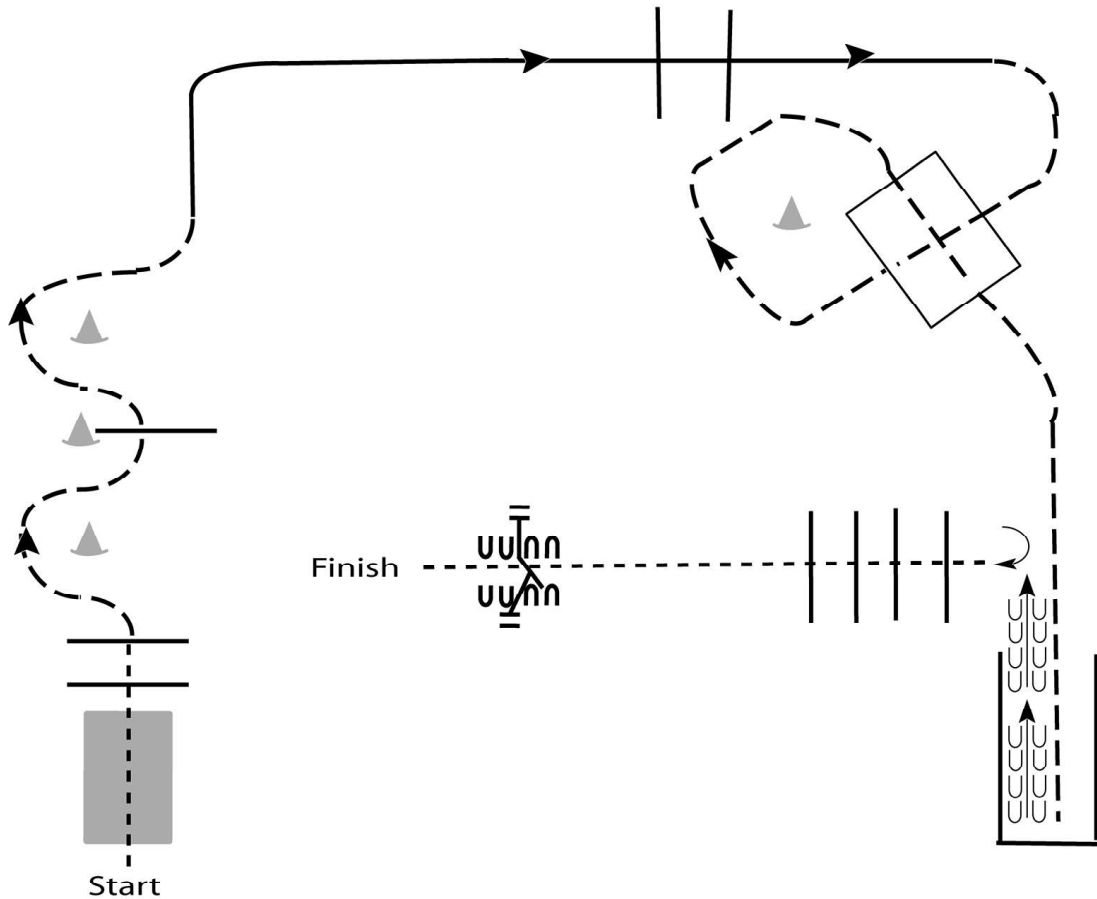
[T/1-8]

# Riverside April Show

## Trail (Novice Saturday)

RATA 24/N

Show Date: 04-20+21-2024



Be ready at start.

1. Walk over bridge and over poles.
2. Jog through serpentine and over pole.
3. Lope on the right lead over poles.
4. Jog through box and into chute.
5. Back out of chute.
6. Turn 90 degrees and walk over elevated poles.
7. Work gate with left hand.

Walk	-----
Jog	-----
Extended Jog	-----
Lope	=====
Leg Yield	
Lead Change	---/---
Back	←←←←←
Marker	Ⓚ
Sidepass	←-----→

[T/1-6]

Pattern Provided by:

*Leroux Cedric*

www.HorseShowPatterns.com

www.HorseShowPatterns.com



# Riverside April Show

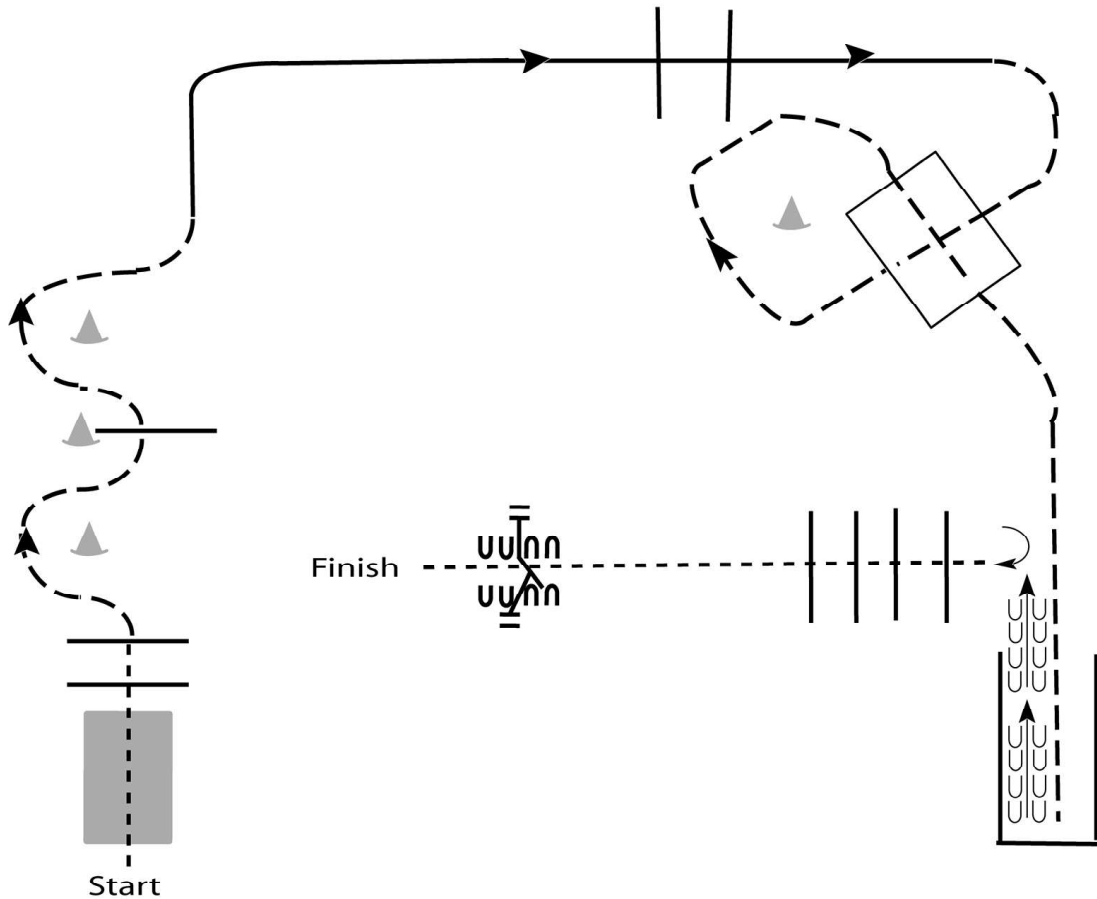
Trail (Walk & Trot Saturday (NO LOPE BUT TROT INSTEAD))

RATA 27/A

Show Date: 04-20+21-2024

www.HorseShowPatterns.com

www.HorseShowPatterns.com



Be ready at start.

1. Walk over bridge and over poles.
2. Jog through serpentine and over pole.
3. Lope on the right lead over poles.
4. Jog through box and into chute.
5. Back out of chute.
6. Turn 90 degrees and walk over elevated poles.
7. Work gate with left hand.

Walk	-----
Jog	- - - - -
Extended Jog	- - - - -
Lope	—————
Leg Yield	
Lead Change	— / —
Back	← ← ← ← ←
Marker	Ⓚ
Sidepass	← ——— →

[T/1-6]

Pattern Provided by:  
*Leroux Cedric*

# Riverside April Show

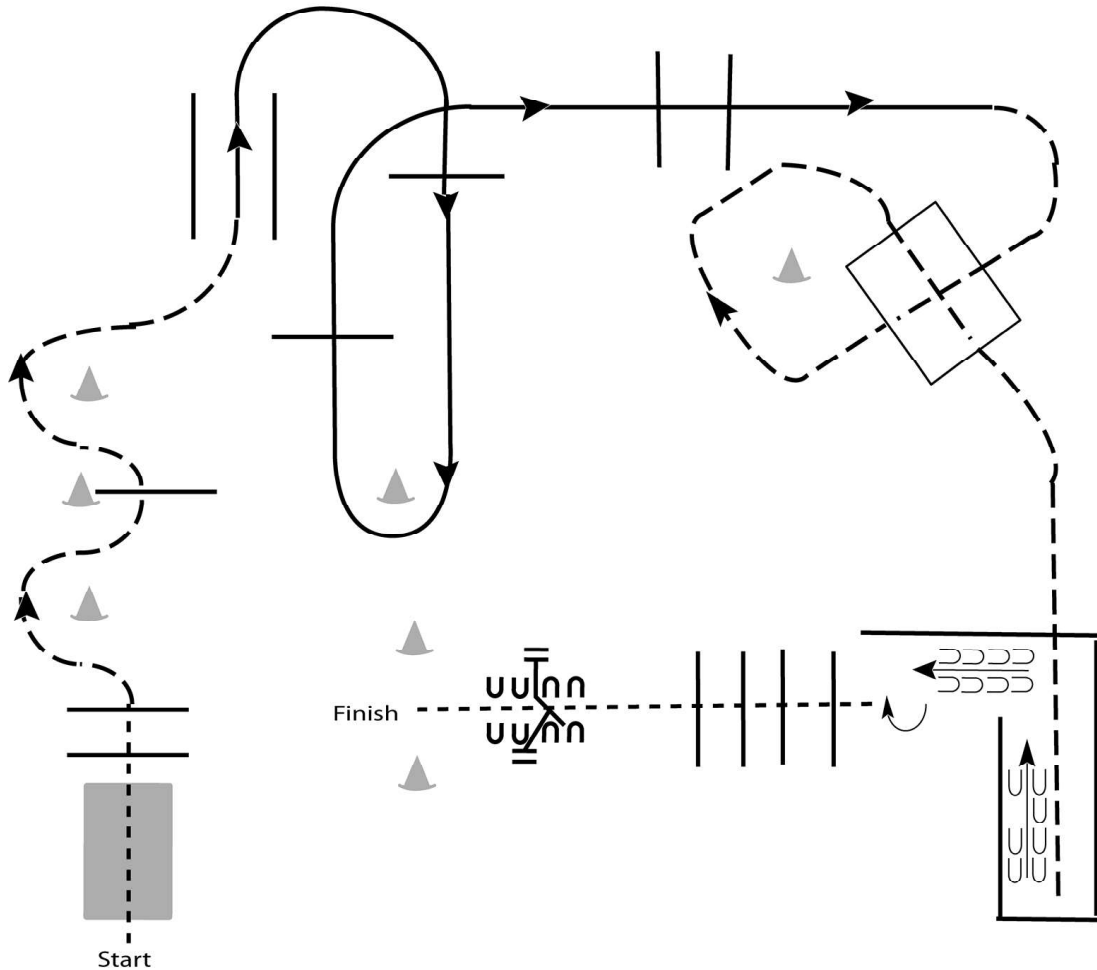
## Trail (Amateur + Non Pro + Youth Saturday)

RADAT 23/N, 25/A, 26/A, 28/Y

Show Date: 04-20+21-2024

www.HorseShowPatterns.com

www.HorseShowPatterns.com



Begin at Start.

1. Walk over bridge and over poles.
2. Jog through serpentine and over pole.
3. Lope on the right lead over poles.
4. Jog through box and into chute.
5. Back the L.
6. Turn 180 degrees and walk over elevated poles.
7. Work gate with left hand.

<b>Walk</b>	-----
<b>Jog</b>	-----
<b>Extended Jog</b>	-----
<b>Lope</b>	—————
<b>Leg Yield</b>	
<b>Lead Change</b>	—/—
<b>Back</b>	←←←←
<b>Marker</b>	Ⓚ
<b>Sidepass</b>	←-----→

[T/2-7]

Pattern Provided by:

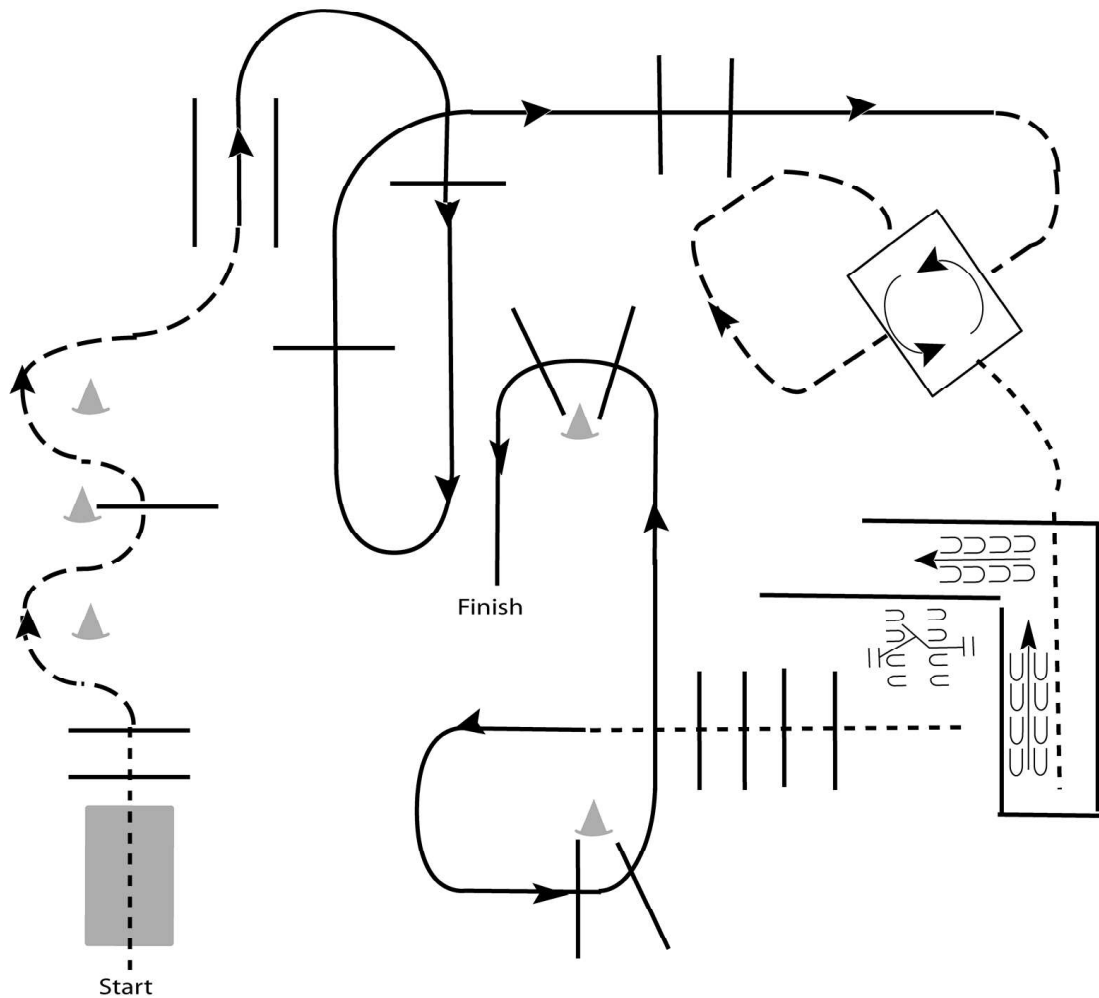
*Leroux Cedric*

# Riverside April Show

## Trail (Open Saturday)

RADAT 29/O, 30/O, 31/O

Show Date: 04-20+21-2024



1. Walk over bridge and over poles
2. Jog through serpentine and over pole
3. Lope on the right lead over poles
4. Jog through box, then jog into box
5. Turn 360 degrees to the left in the box
6. Walk out of box and into chute
7. Back the L
8. Work the gate
9. Walk over poles
10. Lope on the left lead over poles to finish

<b>Walk</b>	-----
<b>Jog</b>	-----
<b>Extended Jog</b>	-----
<b>Lope</b>	—————
<b>Leg Yield</b>	
<b>Lead Change</b>	—/—
<b>Back</b>	←←←←←
<b>Marker</b>	Ⓚ
<b>Sidepass</b>	←-----→

[T/3-4]

Pattern Provided by:

*Leroux Cedric*

www.HorseShowPatterns.com

www.HorseShowPatterns.com

# Riverside April Show

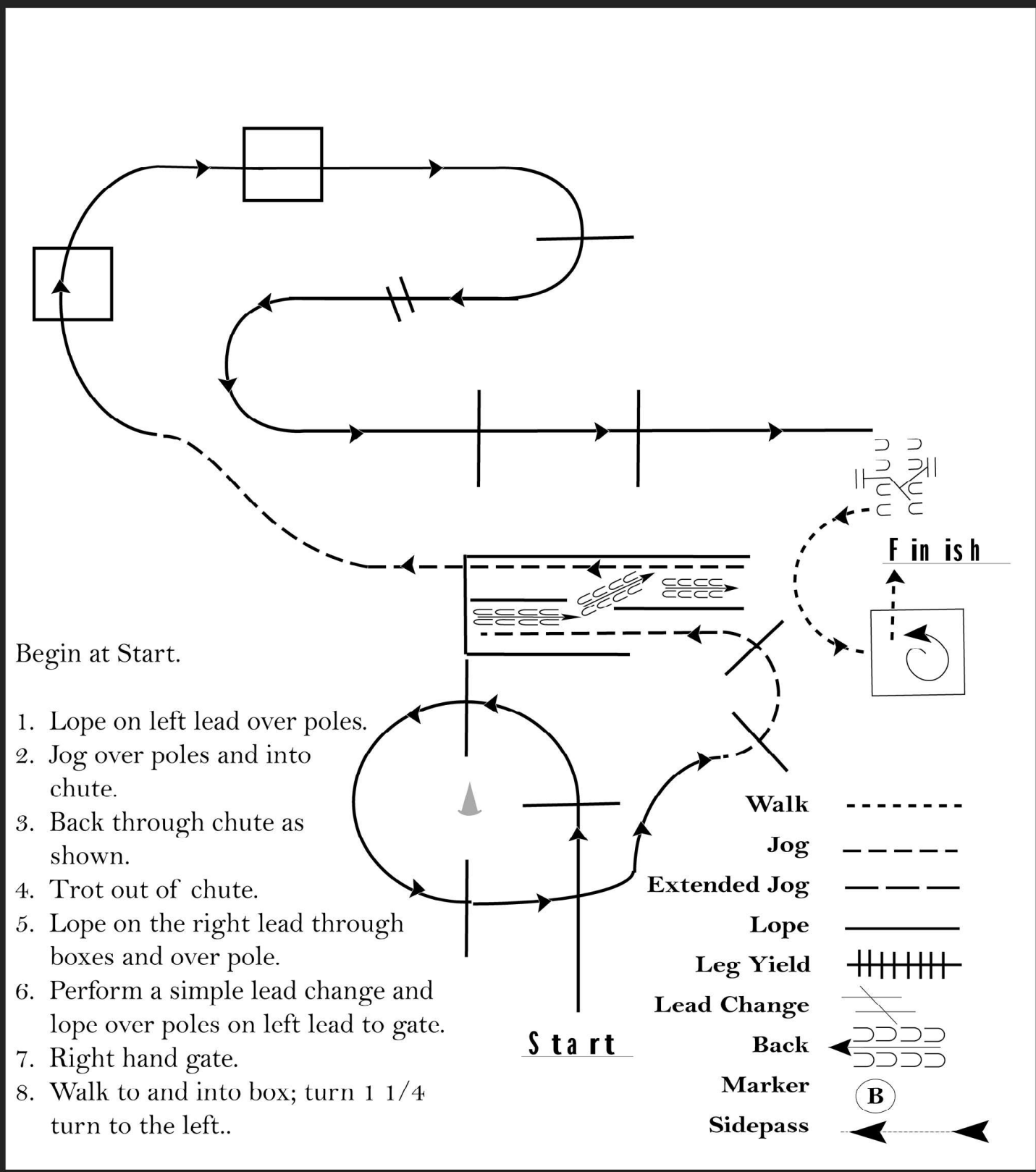
## Trail (Open Green Sunday)

RADAT 56/O, 57/O

Show Date: 04-20+21-2024

www.HorseShowPatterns.com

www.HorseShowPatterns.com



Begin at Start.

1. Lope on left lead over poles.
2. Jog over poles and into chute.
3. Back through chute as shown.
4. Trot out of chute.
5. Lope on the right lead through boxes and over pole.
6. Perform a simple lead change and lope over poles on left lead to gate.
7. Right hand gate.
8. Walk to and into box; turn 1 1/4 turn to the left..

Walk	-----
Jog	- - - - -
Extended Jog	-----
Lope	=====
Leg Yield	
Lead Change	↘ ↙
Back	← ← ← ← ←
Marker	Ⓚ
Sidepass	← ← ← ← ←

[T/2-10]

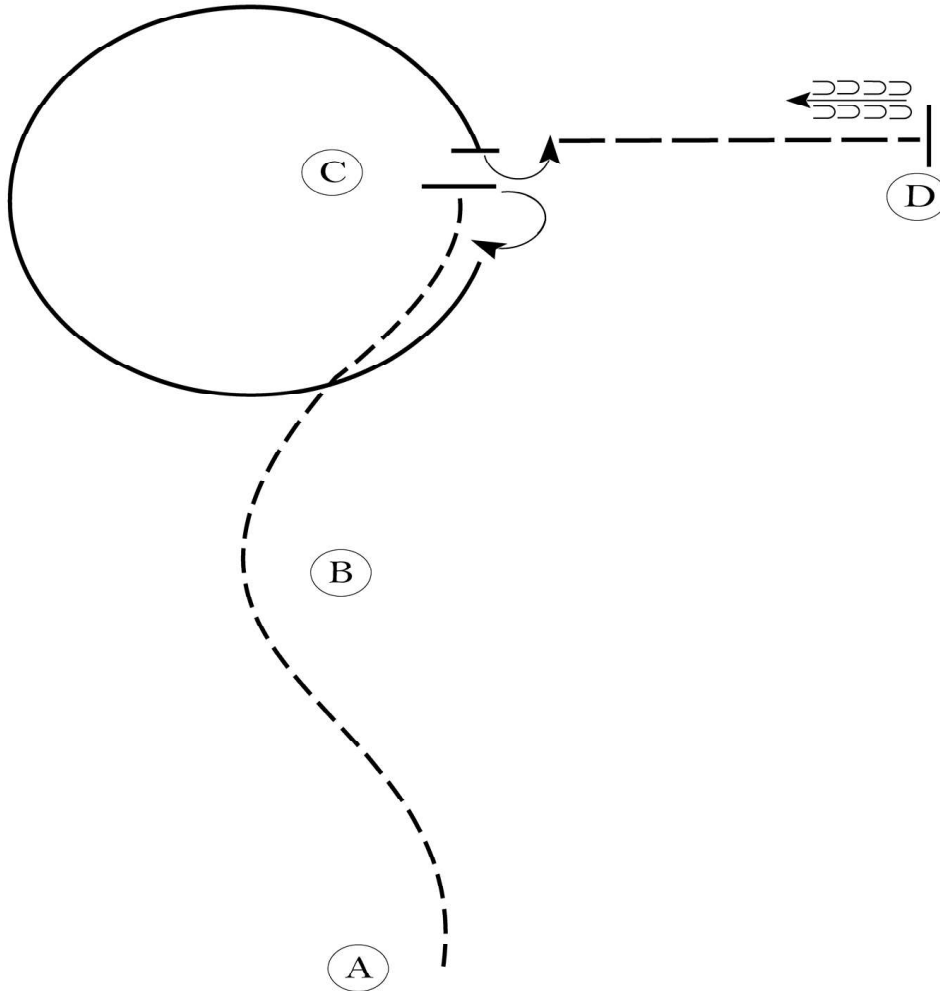
**Pattern Provided by:**  
*Leroux Cedric*

# Riverside April Show

## Horsemanship (Novice Saturday)

RATA 6/N

Show Date: 04-20+21-2024



1. Jog A to C.
2. Stop at C and perform a 180 degree turn to the right
3. Lope a circle around C on the right lead.
4. Stop at C and perform a 90 degree turn to the left.
5. Extended jog to D.
6. Stop at D and back approximately one horse length.

Follow the instructions of your ring steward.

Walk	-----
Jog	-----
Extended Jog	-----
Lope	-----
Lead Change	-----
Back	←-----
Marker	(B)

[WH/1-1]

Pattern Provided by:  
*Leroux Cedric*

# Riverside April Show

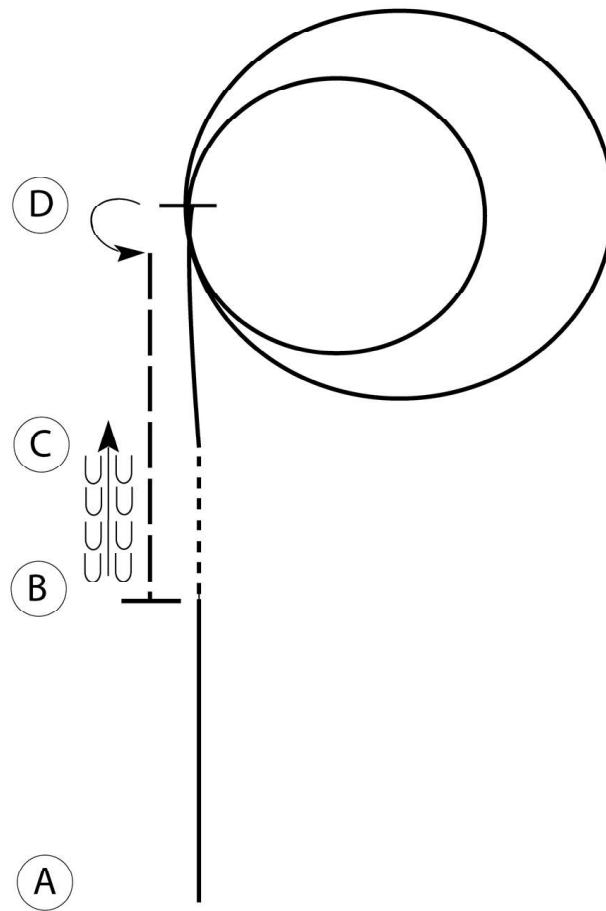
## Horsemanship (Amateur Youth Open Saturday)

Radat 7/A, 9/A, 10/O, 11/Y

Show Date: 04-20+21-2024

www.HorseShowPatterns.com

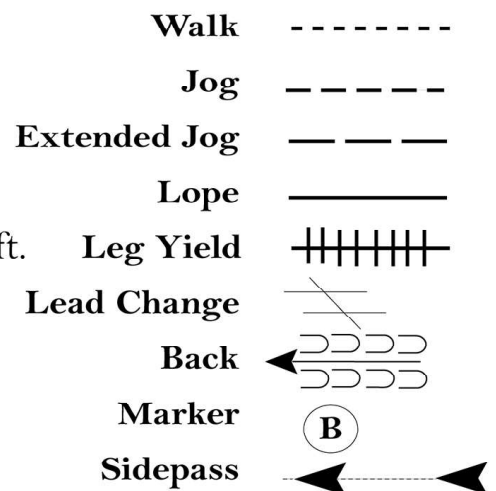
www.HorseShowPatterns.com



Be ready at A.

1. Lope on the left lead to B.
2. Walk B to C.
3. Lope on the right lead to D.
4. Lope a large fast circle to the right.
5. Lope a small slow circle to the right.
6. Stop at D and perform a 180 degree spin to the left.
7. Extend the jog to B.
8. Stop at B and back to C.

Follow the instructions of your ring steward.



[WH/3-1]

**Pattern Provided by:**

*Leroux Cedric*

# Riverside April Show

## Horsemanship (Walk)

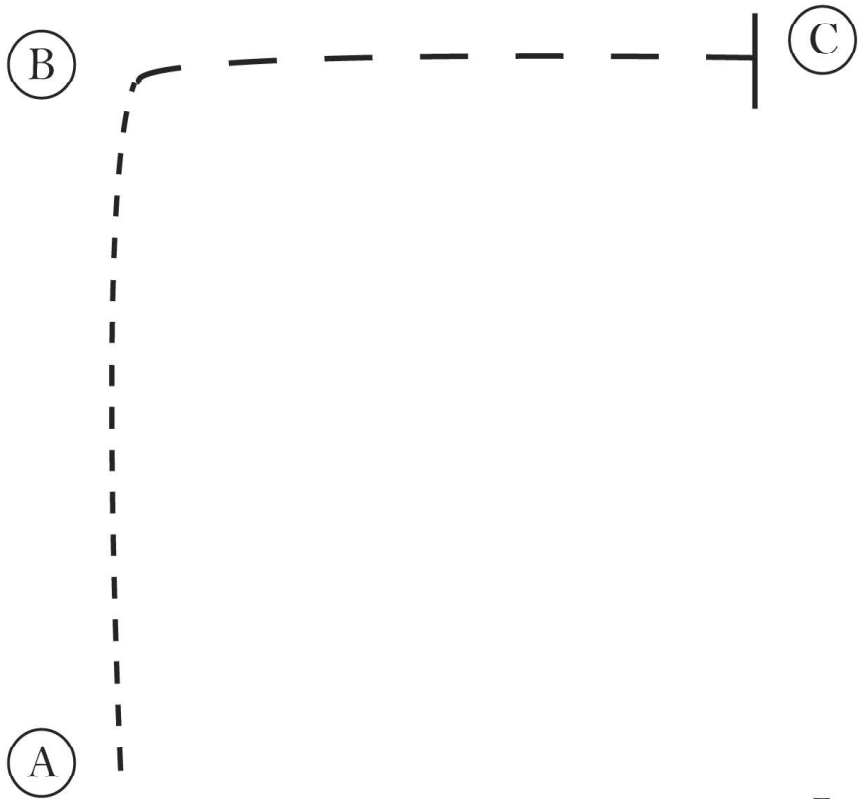
RATA 8/A

Show Date: 04-20+21-2024

w w w . H o r s e S h o w P a t t e r n s . c o m

w w w . H o r s e S h o w P a t t e r n s . c o m

1. Jog A to B
2. At B extend the jog to C
3. Stop at C



- Walk ..... (dotted line)
- Jog - - - - - (dashed line)
- Extended Jog - - - - - (long dashed line)
- Lope \_\_\_\_\_ (solid line)
- Leg Yield ||||| (vertical bars)
- Lead Change / (diagonal line)
- Back ←←←←← (curved arrows pointing left)
- Marker (B) (circle with B)
- Sidepass ←←←←← (dashed line with arrows)

[WH/WT-1]

Pattern Provided by:  
*Leroux Cedric*

# Riverside April Show

## Horsemanship (Novice Sunday)

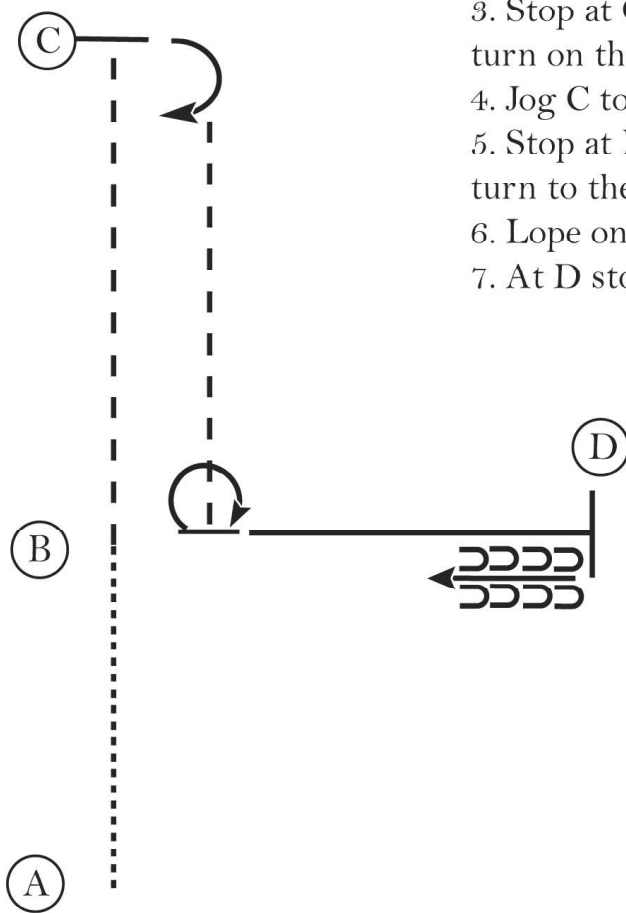
RATA 34/N

Show Date: 04-20+21-2024

www.HorseShowPatterns.com

www.HorseShowPatterns.com

1. Walk A to B.
2. At B jog to C.
3. Stop at C and perform a 180 degree turn on the hindquarter to the right.
4. Jog C to B.
5. Stop at B and perform a 270 degree turn to the right on the hindquarter.
6. Lope on the left lead to D.
7. At D stop and back three steps.



Walk	.....
Jog	-----
Extended Jog	-----
Lope	————
Leg Yield	
Lead Change	↘
Back	←←←
Marker	Ⓚ
Sidepass	←←←

[WH/1-13]

Pattern Provided by:

*Leroux Cedric*



# Riverside April Show

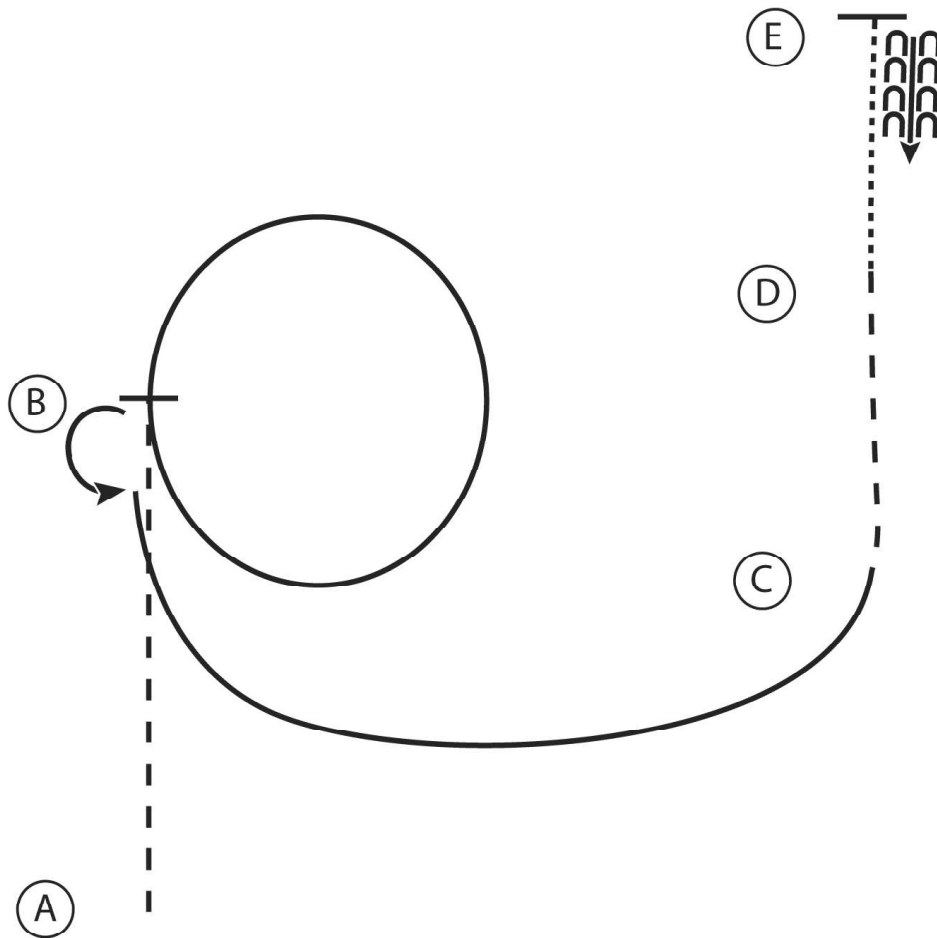
## Horsemanship (Amateur Sunday)

RADAT 35/A, 36/A, 37/A

Show Date: 04-20+21-2024

w w w . H o r s e S h o w P a t t e r n s . c o m

w w w . H o r s e S h o w P a t t e r n s . c o m



1. Jog A to B
2. At B lope a circle to the right on the right lead
3. Stop at B and perform a 180 degree turn to the left
4. Lope a half circle around to C
5. At C jog to D
6. At D walk to E
- 7 At E stop and back 4 steps

Walk	.....
Jog	-----
Extended Jog	-----
Lope	—————
Leg Yield	
Lead Change	↙ ↘
Back	←←←←
Marker	⊙ (B)
Sidepass	←←←←

[WH/3-11]

Pattern Provided by:

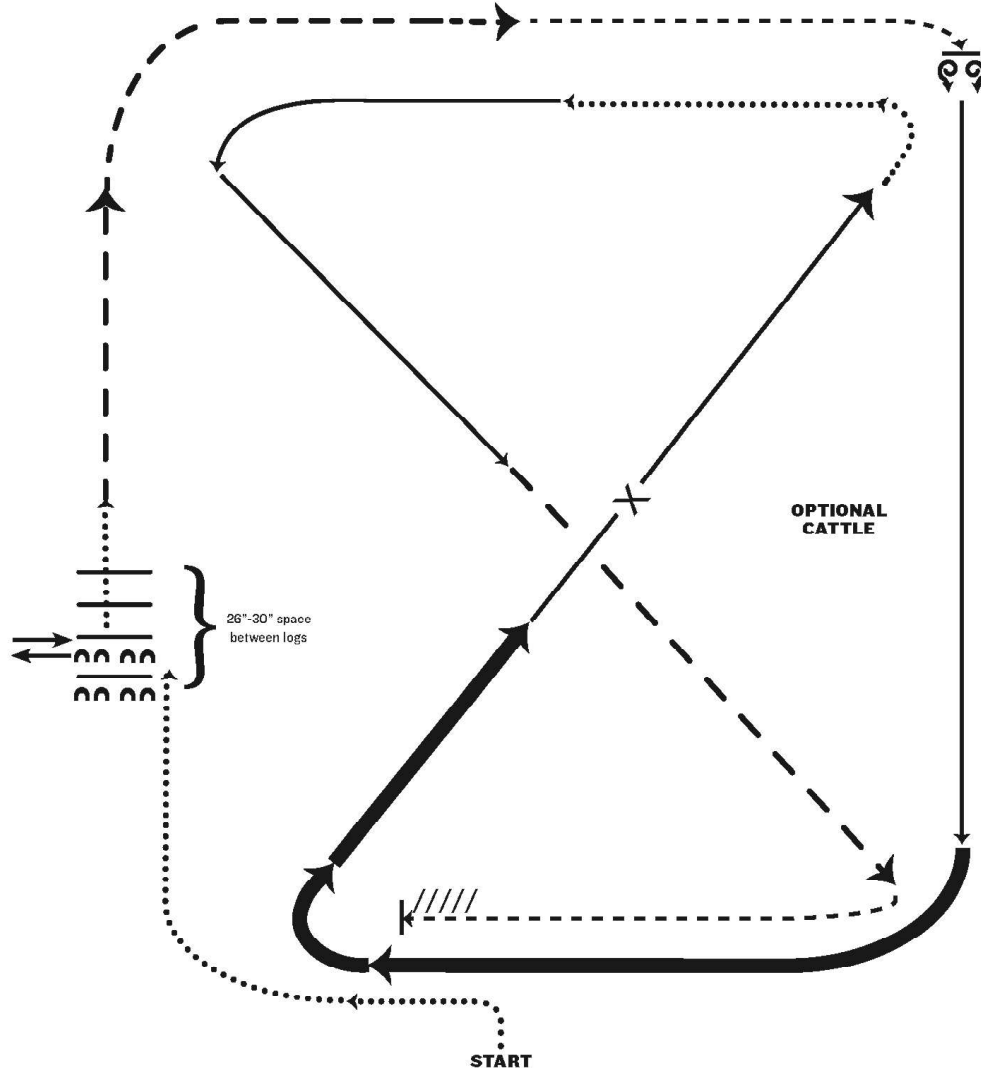
*Leroux Cedric*

# Riverside April Show

## Ranch Riding (Open Saturday)

RADAT 21/O,22/O

Show Date: 04-20+21-2024



1. Walk
2. Side pass left across first log, side pass 1/2 way to right
3. Walk across logs
4. Extended trot
5. Trot
6. Stop, 360 degree turn each direction (either direction 1st) (L-R or R-L)
7. Lope right lead
8. Extended lope (right lead)
9. Collect lope, change leads (simple or flying)
10. Walk
11. Lope left lead
12. Extended trot
13. Trot
14. Stop and back

Note: The drawn description of this pattern is only intended for the general depiction of the pattern. Exhibitors should utilize the arena space to best exhibit their horses.

[RR/AQHA-8]

Pattern Provided by:

*Leroux Cedric*

# Riverside April Show

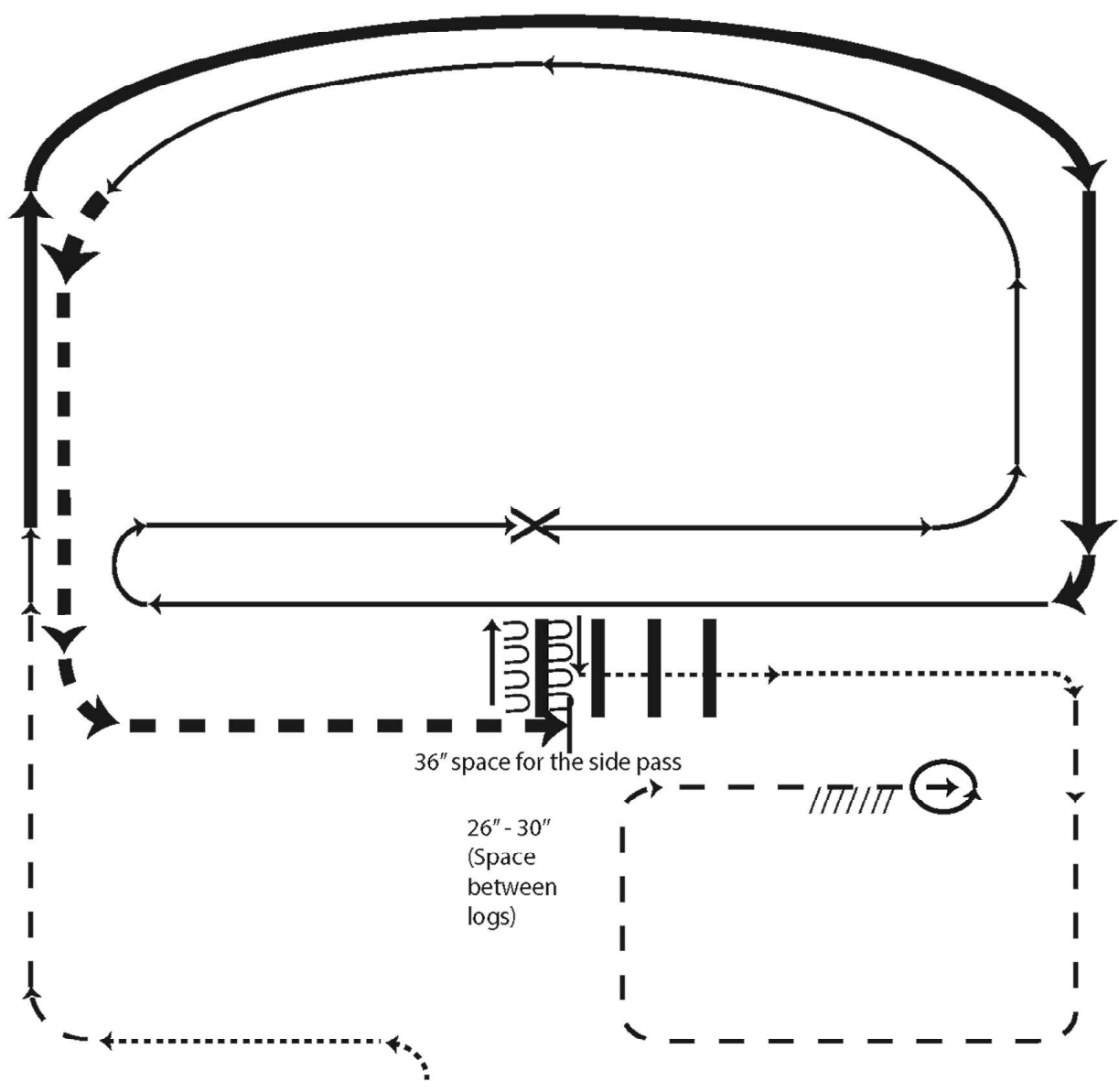
Ranch Riding (Amateur Non Pro Youth Saturday)

RADAT 17/Y, 19/A, 20/A

Show Date: 04-20+21-2024

www.HorseShowPatterns.com

www.HorseShowPatterns.com



1. Walk
2. Trot
3. Extended lope-right lead
4. Lope-right lead
5. Change leads(simple or flying)
6. Lope left lead
7. Extended trot
8. Stop, side pass left, side pass right, 1/2 way
9. Walk over logs
10. Walk
11. Trot square
12. Stop, 360° turn left, back

- X Lead Change
- • Walk
- - Trot
- - - Ext Trot
- — — Lope
- █ Ext Lope
- /////// Back

[RR/AQHA-4]

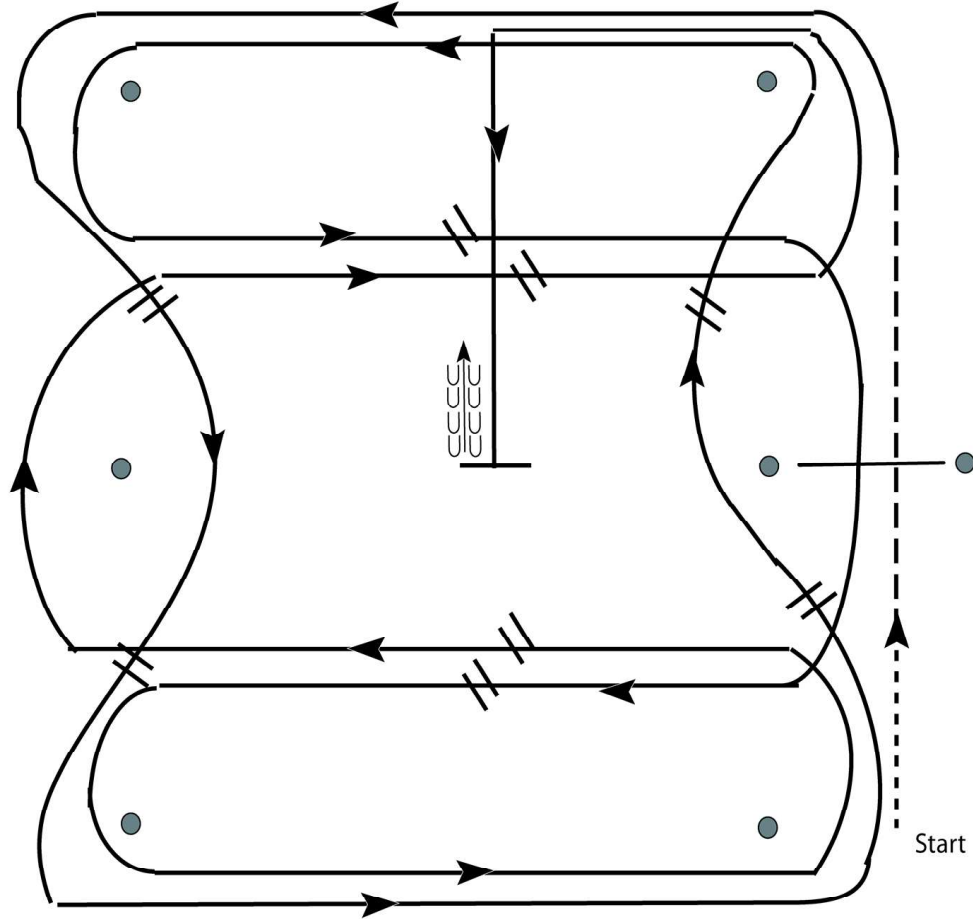
Pattern Provided by:  
*Leroux Cedric*

# Riverside April Show

## Western Riding (Open)

RATA 12/0

Show Date: 04-20+21-2024



1. Walk, transition to jog, jog over log.
2. Transition to the lope, on the left lead.
3. First line change.
4. Second line change.
5. Third line change.
6. Fourth line change.
7. First crossing change.
8. Lope over the log.
9. Second crossing change.
10. Third crossing change.
11. Fourth crossing change.
12. Lope, stop and back.

[WR/OP-5]

Pattern Provided by:

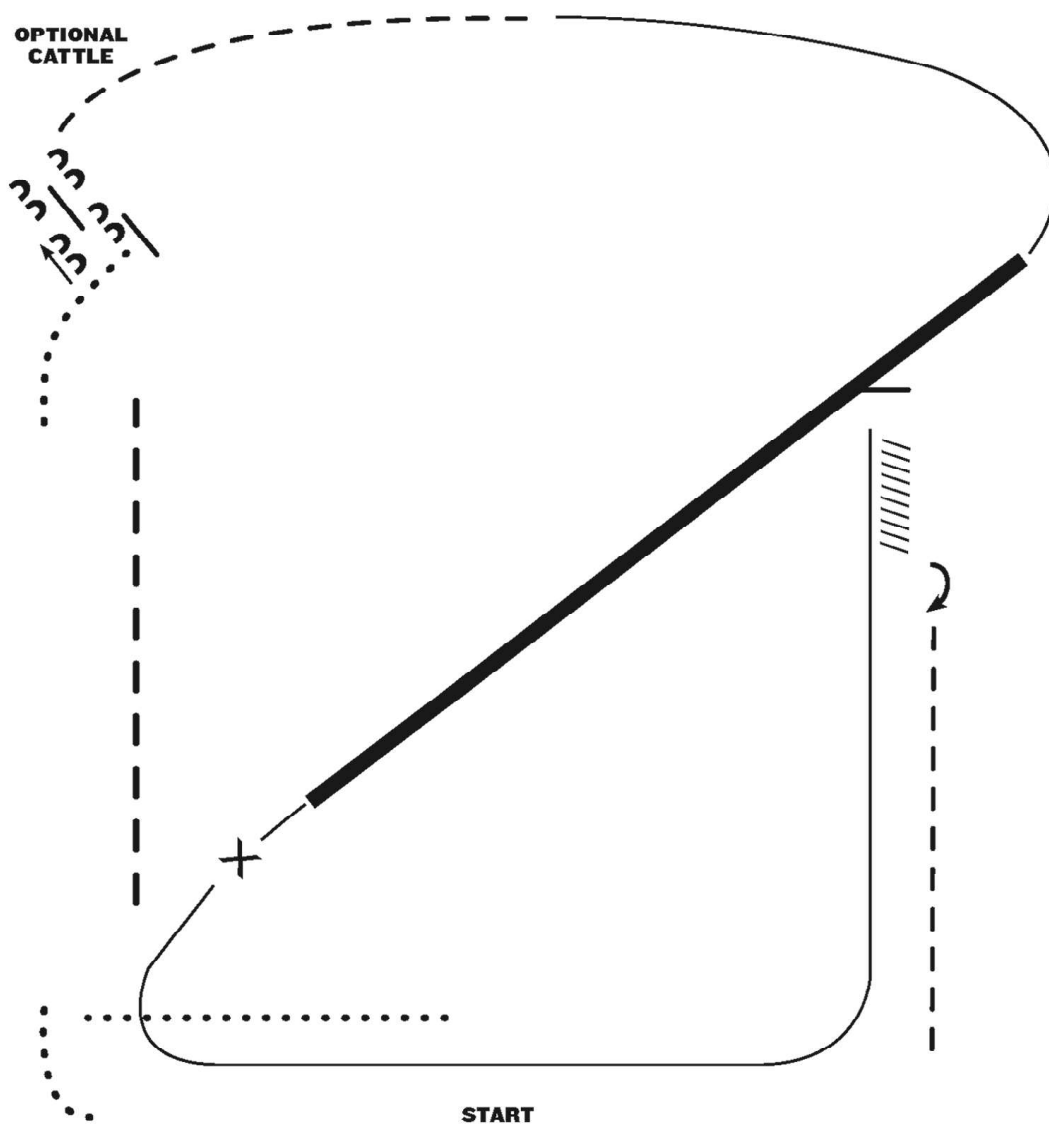
*Leroux Cedric*

# Riverside April Show

## Ranch Riding (Novice Saturday)

RATA 18/N

Show Date: 04-20+21-2024



1. Walk
2. Extended trot
3. Walk
4. Stop, side pass log left
5. Trot
6. Lope right lead
7. Extended Lope (right lead)
8. Collect lope and change leads (simple or flying)
9. Lope left lead
10. Stop and back
11. 180 turn to right
12. Trot

Note: The drawn description of this pattern is only intended for the general depiction of the pattern. Exhibitors should utilize the arena space to best exhibit their horses.

[RR/AQHA-10]

Pattern Provided by:

*Leroux Cedric*

w w w . H o r s e S h o w P a t t e r n s . c o m

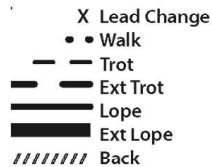
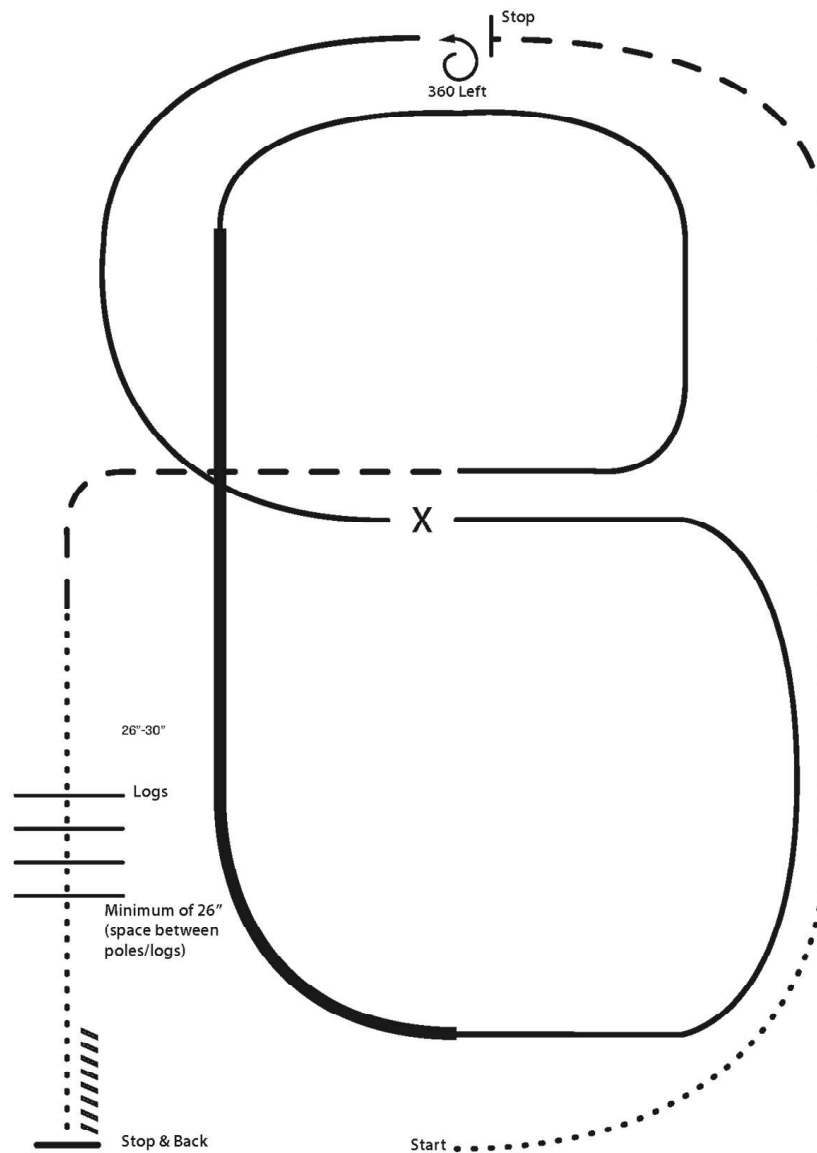
w w w . H o r s e S h o w P a t t e r n s . c o m

# Riverside April Show

## Ranch Riding (Novice Sunday)

RATA 44/N

Show Date: 04-20+21-2024



1. Walk
2. Trot
3. Extend the trot, at the top of the arena ,stop
4. 360 degree turn to the left
5. Left lead 1/2 circle, lope to the center
6. Change leads (simple or flying)
7. Right lead 1/2 circle
8. Extended lope up the long side of the arena (right lead)
9. Collect back to a lope around the top of the arena and back to center
10. Break down to an extended trot
11. Walk over logs
12. Stop and back

[RR/AQHA-1]

Pattern Provided by:

*Leroux Cedric*

www.HorseShowPatterns.com

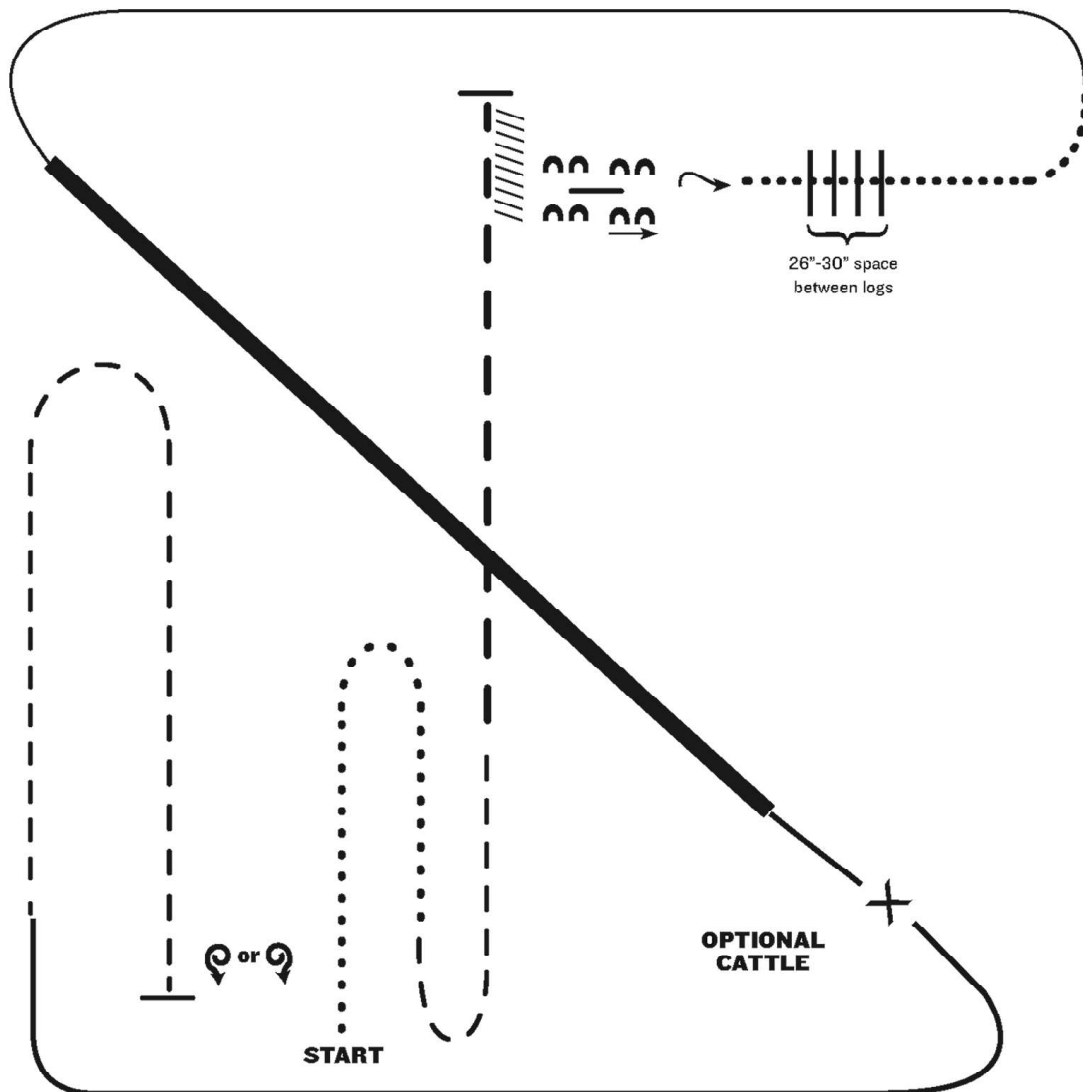
www.HorseShowPatterns.com

# Riverside April Show

## Ranch Riding (Amateur Sunday)

RADAT 45/A, 46/A, 47/A,

Show Date: 04-20+21-2024



1. Walk
2. Trot
3. Extended trot
4. Stop and back
5. Side pass over log right
6. 1/4 turn right, walk over logs
7. Walk
8. Lope left lead
9. Extended lope (left lead)
10. Collect lope, change leads (simple or flying)
11. Lope right lead
12. Trot
13. Stop, one 360 degree turn either direction

Note: The drawn description of this pattern is only intended for the general depiction of the pattern. Exhibitors should utilize the arena space to best exhibit their horses.

OPTIONAL  
CATTLE

[RR/AQHA-7]

Pattern Provided by:

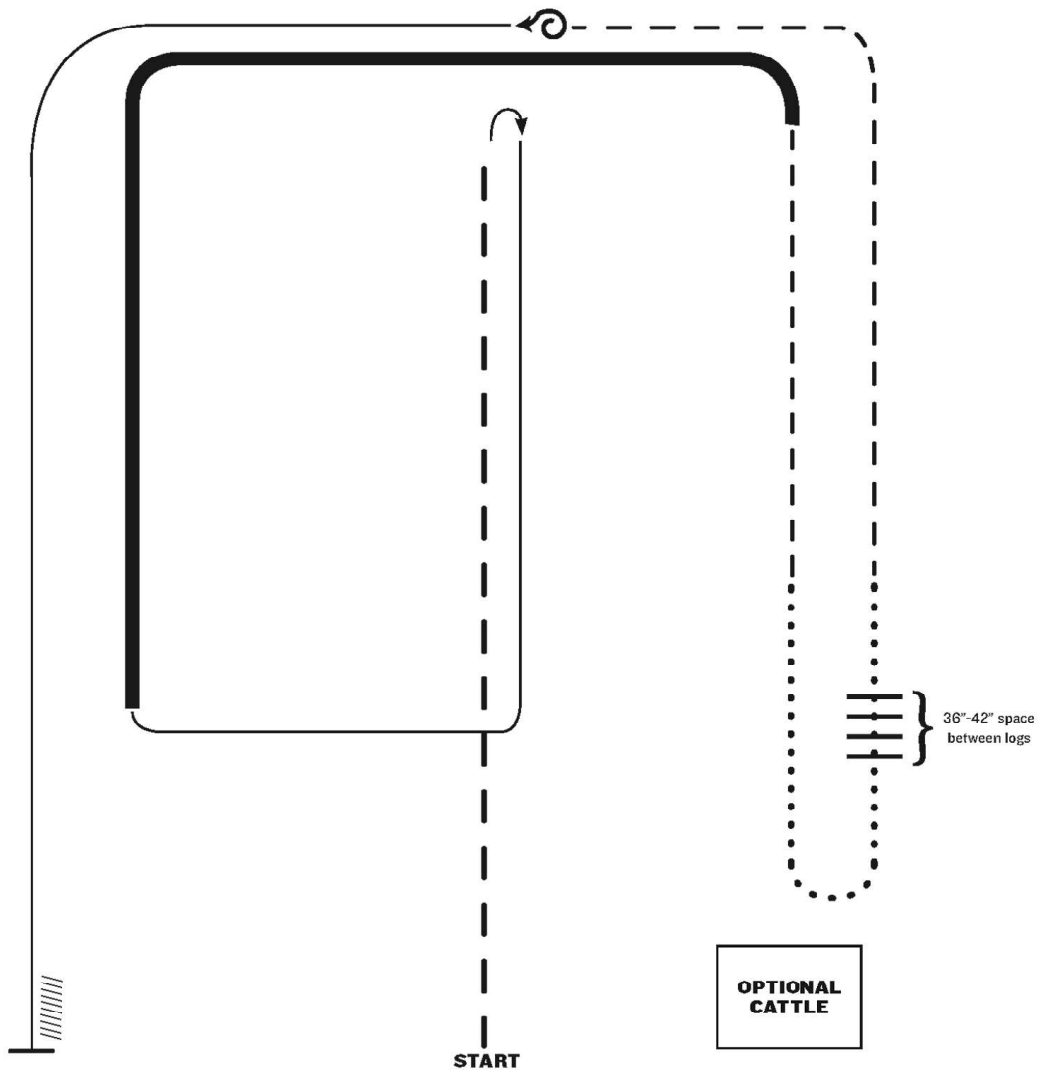
*Leroux Cedric*

# Riverside April Show

## Ranch Riding (Open Sunday)

RADAT 48/O, 49/O, 50/O, 51/O

Show Date: 04-20+21-2024



1. Extended trot
2. Stop, rollback right
3. Lope right lead
4. Extended lope (right lead)
5. Trot
6. Walk
7. Walk over logs
8. Walk
9. Trot
10. Stop, 360 left
11. Lope left lead
12. Stop and back

Note: The drawn description of this pattern is only intended for the general depiction of the pattern. Exhibitors should utilize the arena space to best exhibit their horses.

OPTIONAL  
CATTLE

[RR/AQHA-15]

Pattern Provided by:

*Leroux Cedric*