



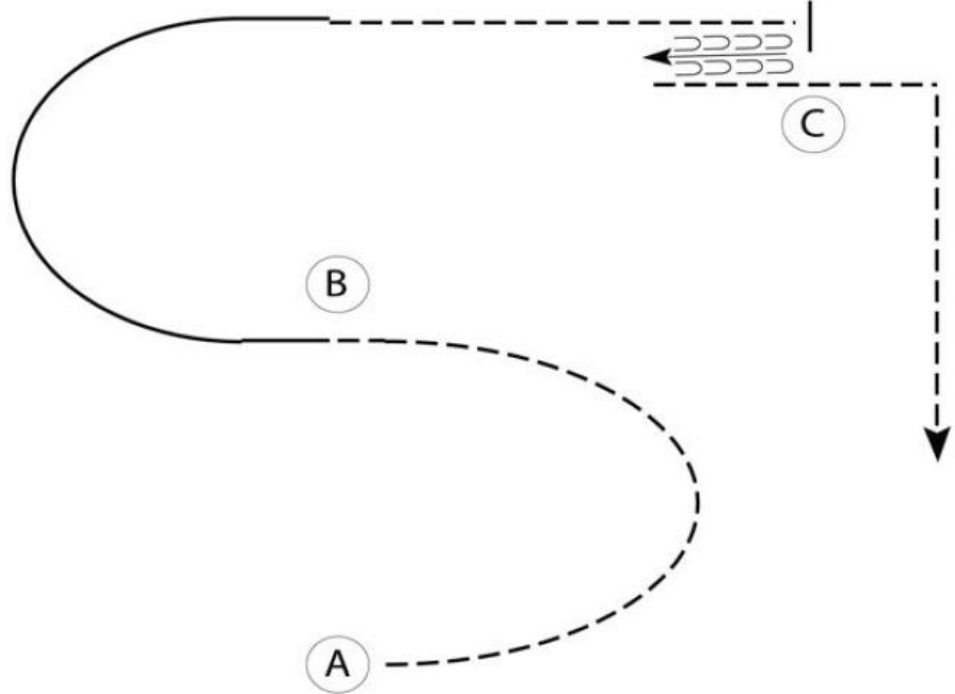
# Riverside Western Weekend

## Western Horsemanship (Novice Amateur All Ages)

Show Date: 18.5.2024

w w w . H o r s e S h o w P a t t e r n s . c o m

w w w . H o r s e S h o w P a t t e r n s . c o m



Be ready with your horse's tail at A.

1. When acknowledged, jog a half circle to B.
2. Lope right lead in a half circle until even with B.
3. Break to the jog to C.
4. Stop and back at C.
5. Jog to exit as shown.

Follow the instructions of your ring steward.

Walk	-----
Jog	- - - - -
Extended Jog	— — — —
Lope	
Lead Change	— / —
Back	← — — — —
Marker	ⓑ

# Riverside Western Weekend

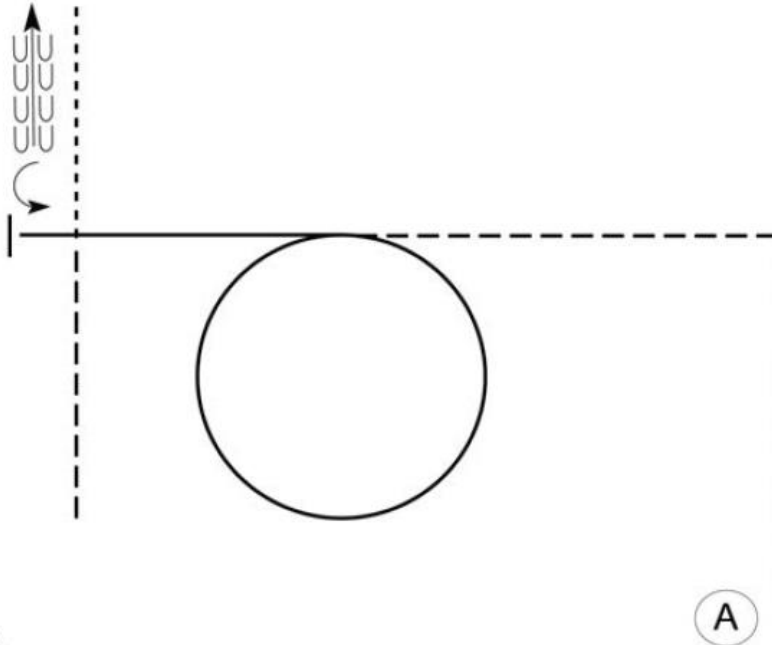
luokat 4 ja 5

## Western Horsemanship (Amateur)

Show Date: 18.5.2024

www.HorseShowPatterns.com

www.HorseShowPatterns.com



Be ready at A.

1. Perform a jog from A and a square corner toward center of pattern.
2. Lope a left lead circle.
3. Close the circle and continue loping on the left lead in a straight line.
4. Stop and perform a 1/4 turn to the left.
5. Back approximately one horse length.
6. Walk until you cross your line.
7. Exit arena at a jog.

Walk	-----
Jog	- - - - -
Extended Jog	— — — —
Lope	—————
Lead Change	
Back	
Marker	ⓑ

# Riverside Western Weekend

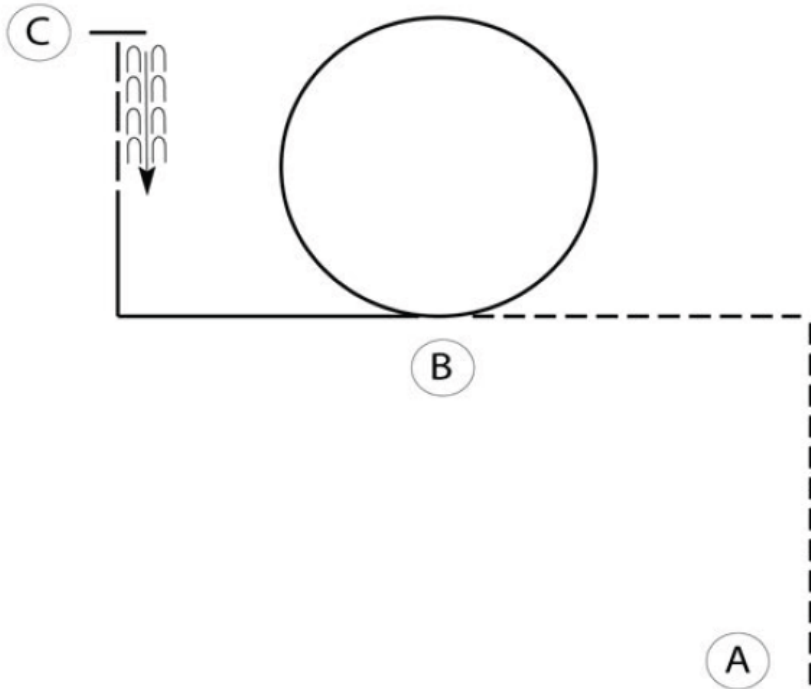
Luokka 6

## Western Horsemanship

Show Date: 18.5.2024

w w w . H o r s e S h o w P a t t e r n s . c o m

w w w . H o r s e S h o w P a t t e r n s . c o m



Be ready at A.

1. Jog to B.
2. Lope a circle to the right on the right lead.
3. Continue the lope toward C and lope a square corner.
4. Halfway to C, break to an extended jog to C.
5. Stop at C and back approximately one horse length.

Follow the instructions of your ring steward.

Walk	-----
Jog	- - - - -
Extended Jog	— — — —
Lope	— — — —
Lead Change	— — — —
Back	← — — — —
Marker	⊙ B

# Riverside Western Weekend

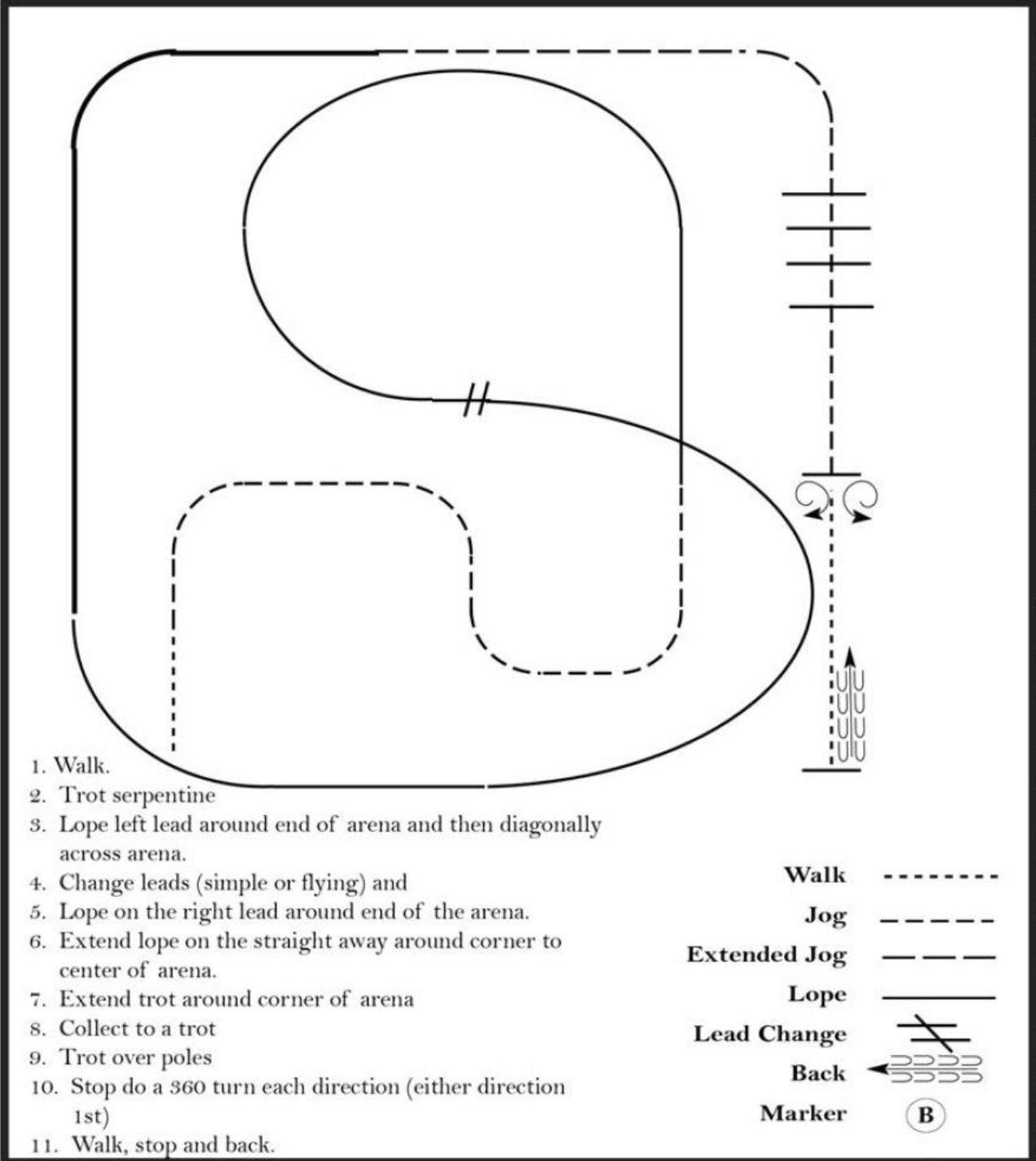
Luokka 15, 16, 17 ja 18

## Ranch Riding (Novice Amateur)

Show Date: 18.5.2024

www.horseshowpatterns.com

www.horseshowpatterns.com



1. Walk.
2. Trot serpentine
3. Lope left lead around end of arena and then diagonally across arena.
4. Change leads (simple or flying) and
5. Lope on the right lead around end of the arena.
6. Extend lope on the straight away around corner to center of arena.
7. Extend trot around corner of arena
8. Collect to a trot
9. Trot over poles
10. Stop do a 360 turn each direction (either direction 1st)
11. Walk, stop and back.

<b>Walk</b>	-----
<b>Jog</b>	- - - - -
<b>Extended Jog</b>	-----
<b>Lope</b>	=====
<b>Lead Change</b>	//
<b>Back</b>	←=====
<b>Marker</b>	ⓑ

# Riverside Western Weekend

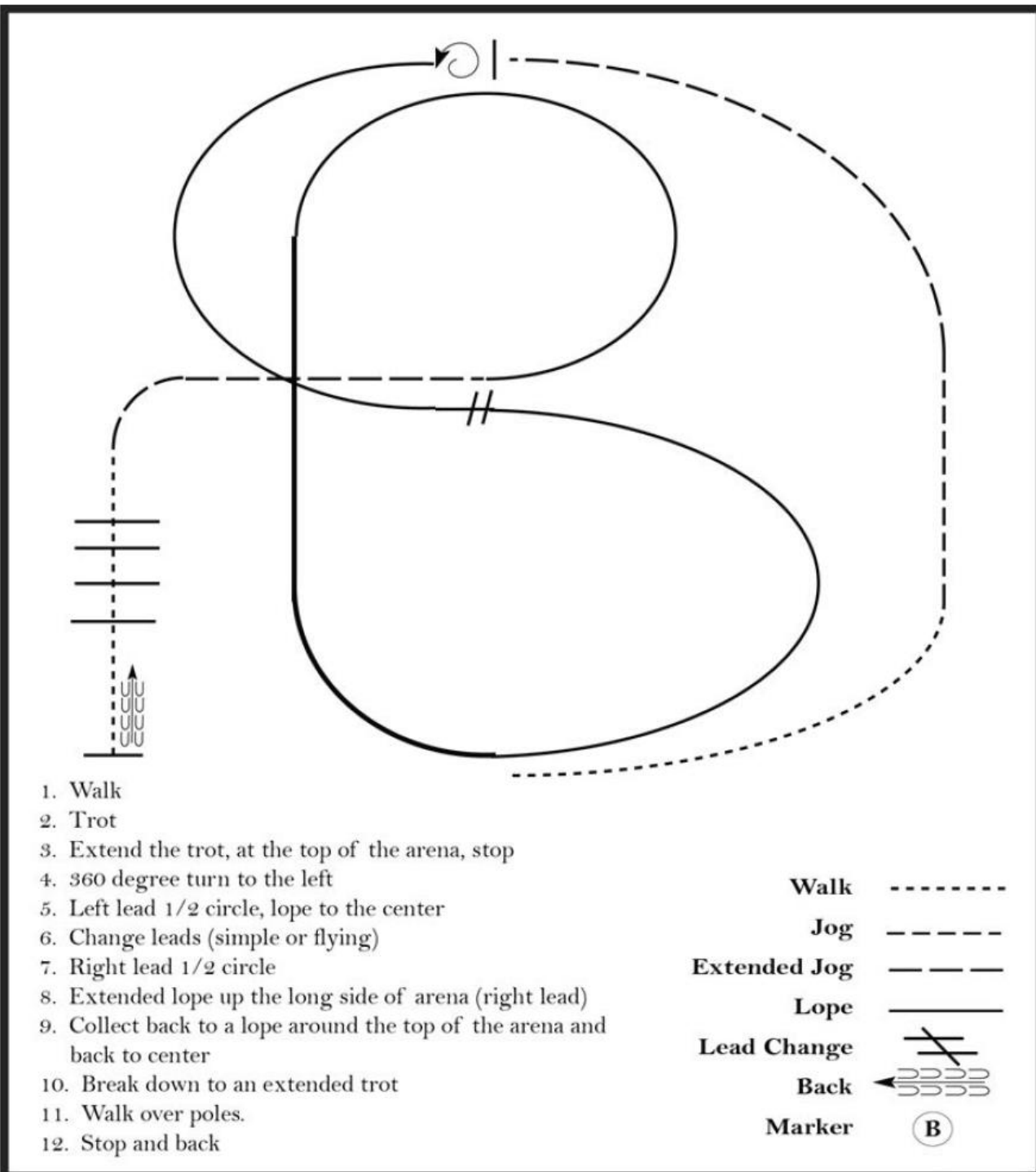
Luokat 19 ja 20

## Ranch Riding (Amateur)

Show Date: 18.5.2024

www.HorseShowPatterns.com

www.HorseShowPatterns.com



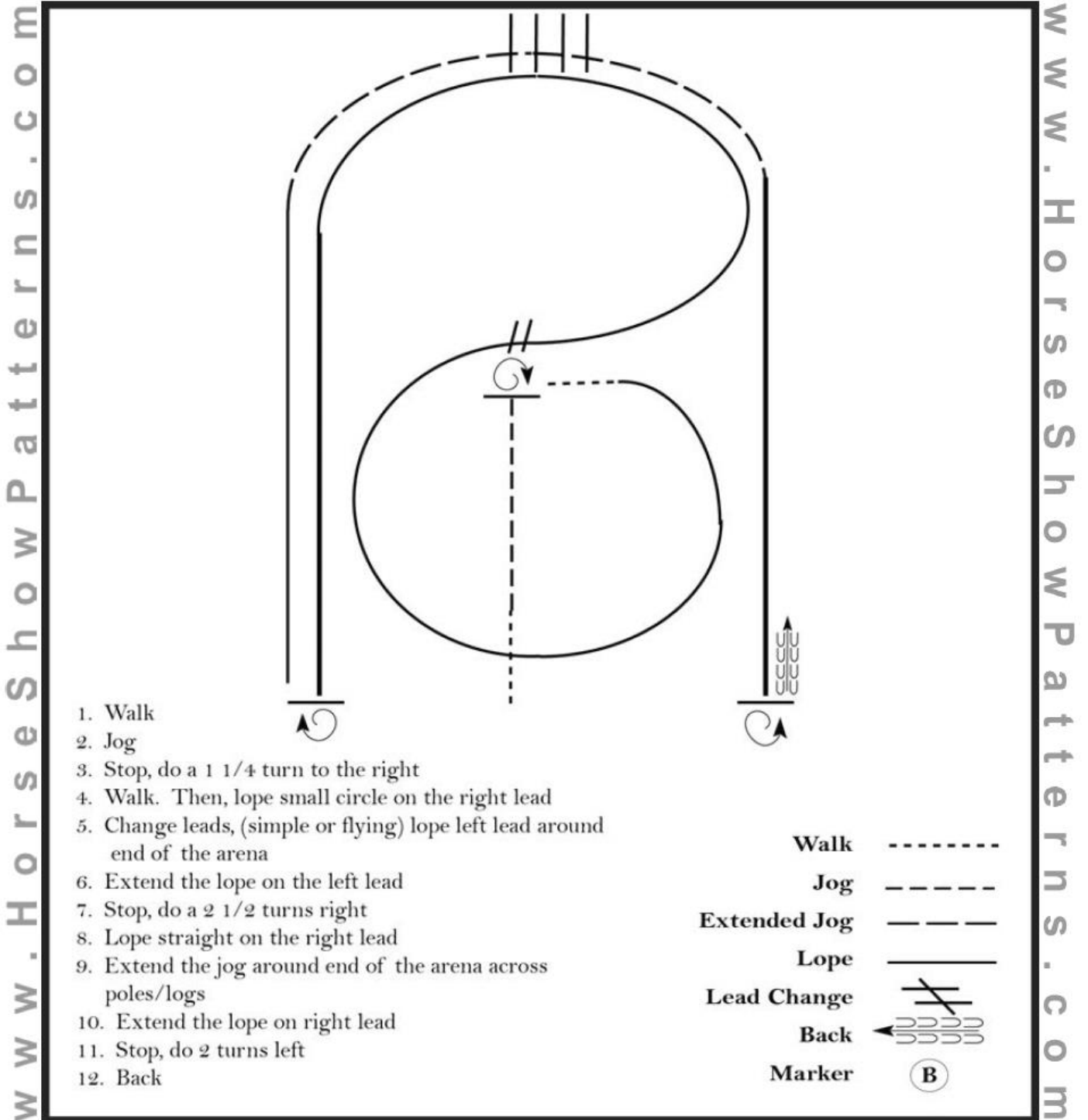
1. Walk
2. Trot
3. Extend the trot, at the top of the arena, stop
4. 360 degree turn to the left
5. Left lead 1/2 circle, lope to the center
6. Change leads (simple or flying)
7. Right lead 1/2 circle
8. Extended lope up the long side of arena (right lead)
9. Collect back to a lope around the top of the arena and back to center
10. Break down to an extended trot
11. Walk over poles.
12. Stop and back

<b>Walk</b>	-----
<b>Jog</b>	- - - - -
<b>Extended Jog</b>	— — — —
<b>Lope</b>	— — — —
<b>Lead Change</b>	— / —
<b>Back</b>	← — — — —
<b>Marker</b>	(B)

# Riverside Western Weekend

## Ranch Riding

Show Date: 18.5.2024



1. Walk
2. Jog
3. Stop, do a 1 1/4 turn to the right
4. Walk. Then, lope small circle on the right lead
5. Change leads, (simple or flying) lope left lead around end of the arena
6. Extend the lope on the left lead
7. Stop, do a 2 1/2 turns right
8. Lope straight on the right lead
9. Extend the jog around end of the arena across poles/logs
10. Extend the lope on right lead
11. Stop, do 2 turns left
12. Back

Walk	-----
Jog	- - - - -
Extended Jog	-----
Lope	—————
Lead Change	////
Back	←←←←←
Marker	ⓑ

www.HorseShowPatterns.com

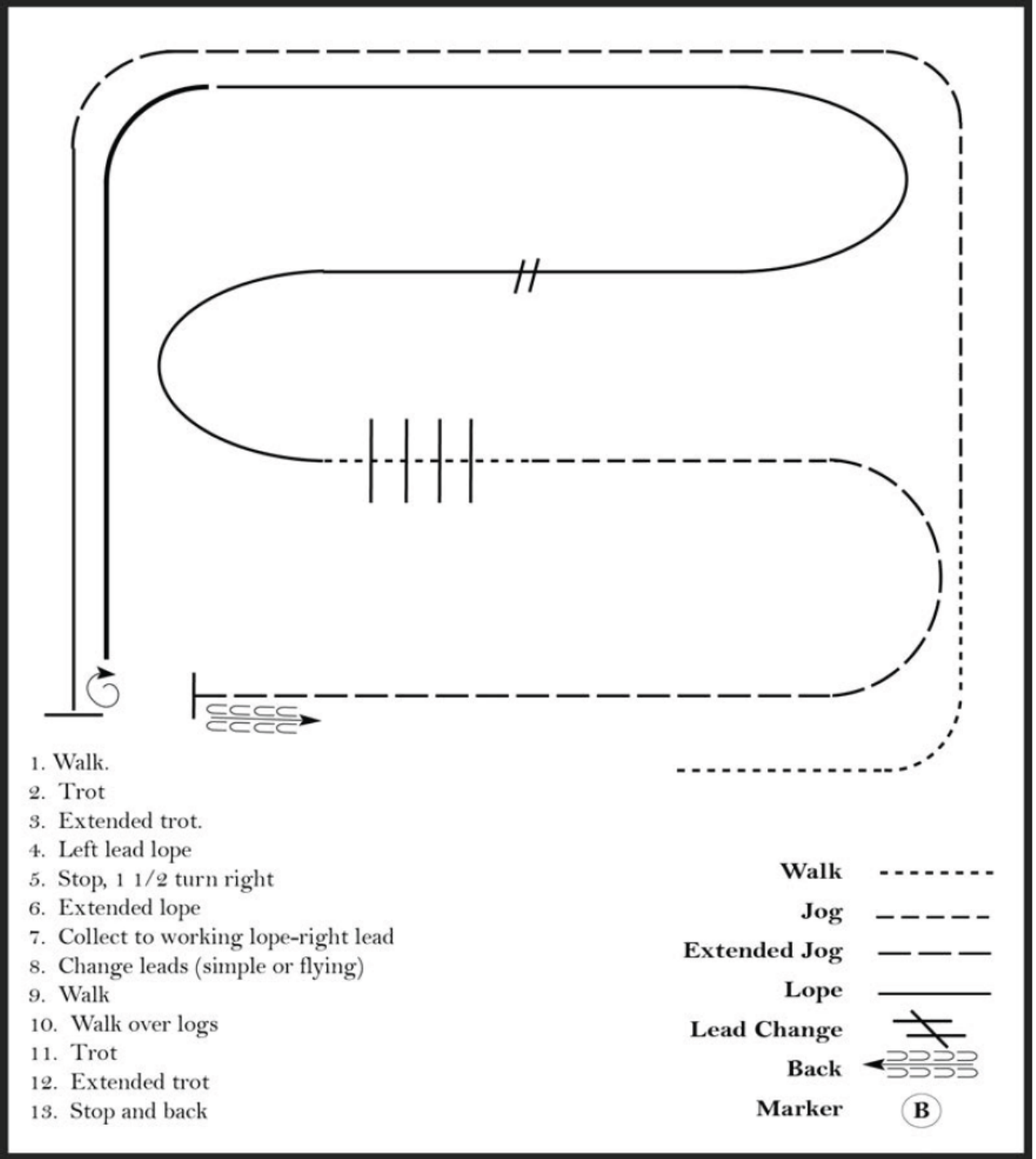
www.HorseShowPatterns.com

Ranch Riding

Show Date: 18.5.2024

w w w . H o r s e S h o w P a t t e r n s . c o m

w w w . H o r s e S h o w P a t t e r n s . c o m



1. Walk.
2. Trot
3. Extended trot.
4. Left lead lope
5. Stop, 1 1/2 turn right
6. Extended lope
7. Collect to working lope-right lead
8. Change leads (simple or flying)
9. Walk
10. Walk over logs
11. Trot
12. Extended trot
13. Stop and back

- Walk -----
- Jog - - - - -
- Extended Jog - - - - -
- Lope | | | | |
- Lead Change //
- Back ←
- Marker (B)

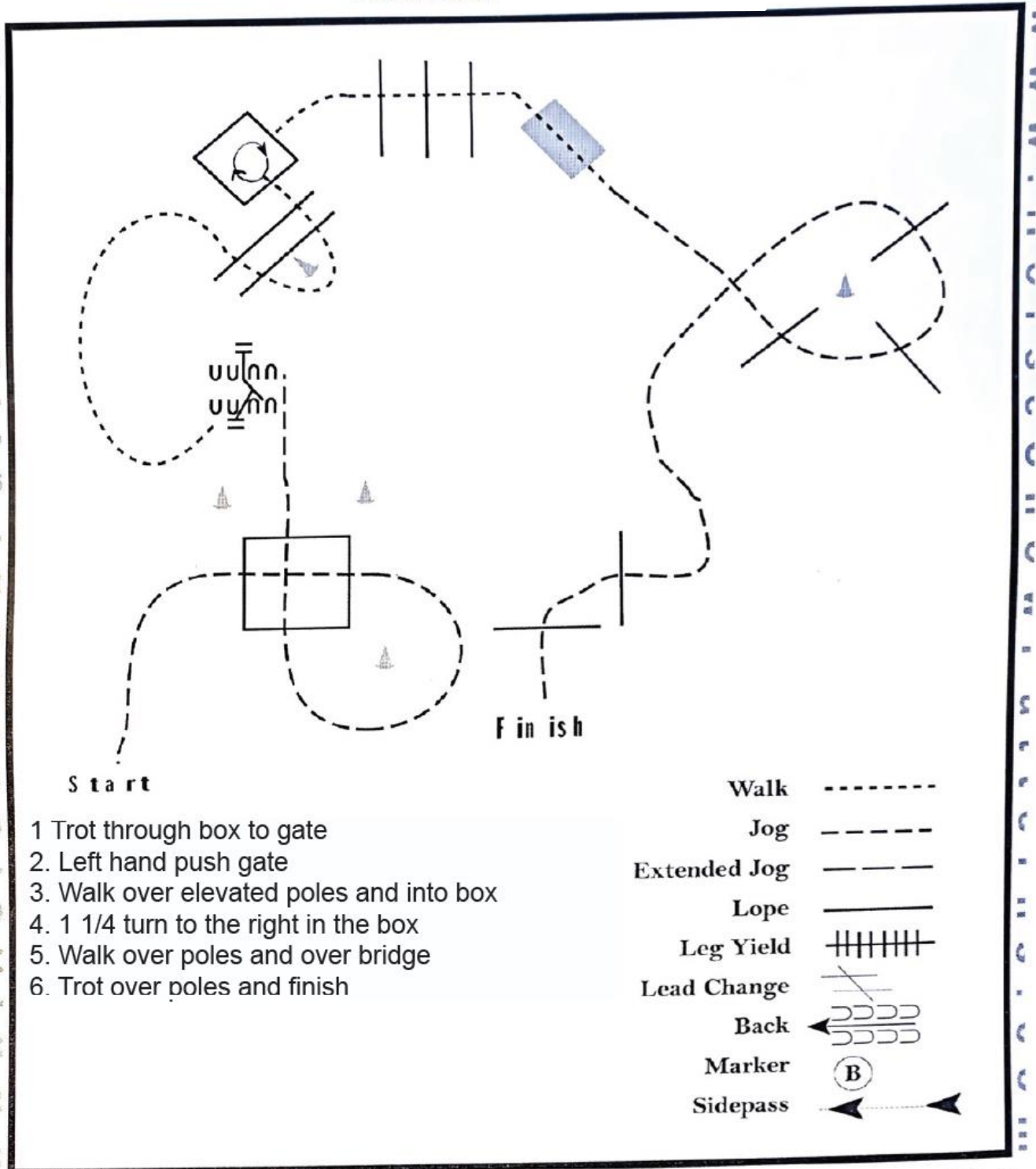


# Riverside Western Weekend

Luokat 25 ja 26

## Trail

Show Date: 18.5.2024



# Riverside Western Weekend

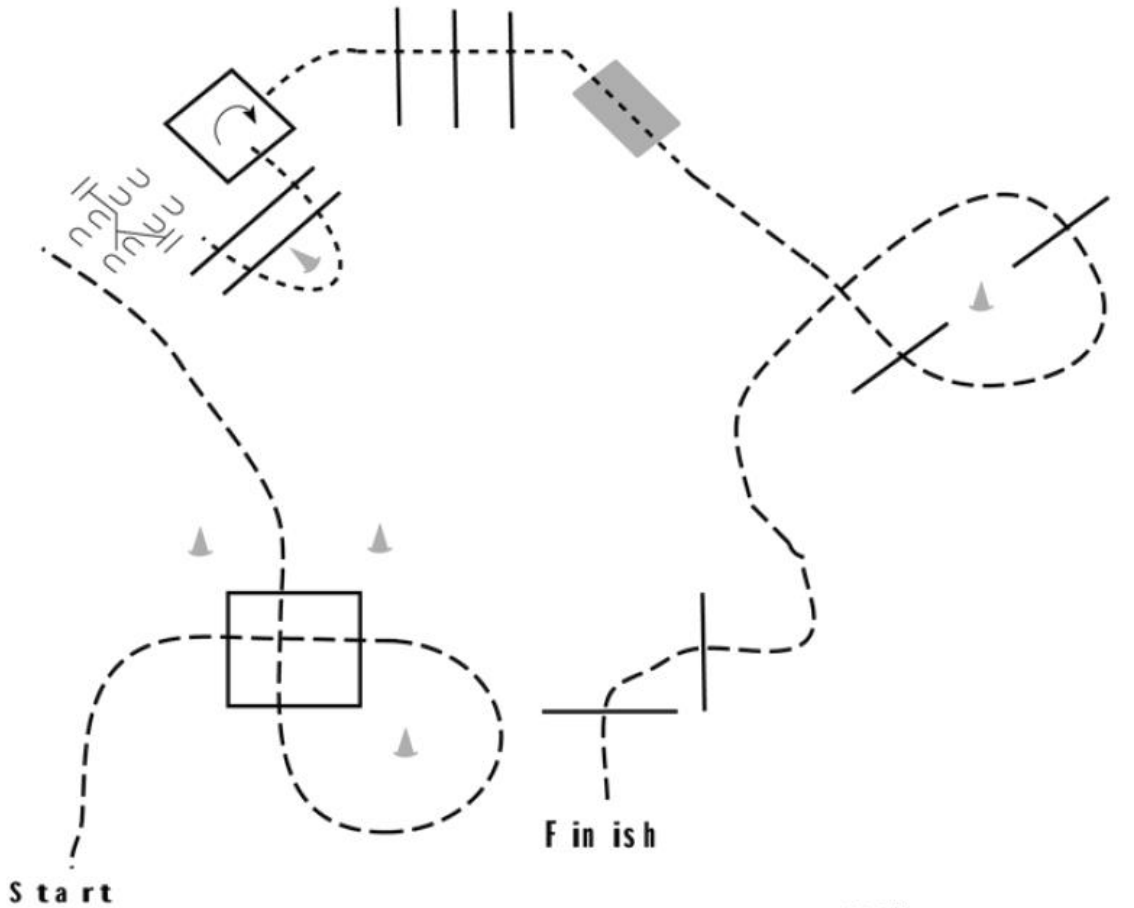
Luokka 27

Trail ( Walk Trot)

Show Date: 18.5.2024

www.HorseShowPatterns.com

www.HorseShowPatterns.com



1. Jog through the box to gate
2. Right hand push gate
3. Walk over elevated poles and into box
4. 1/4 turn to the right in the box
5. Walk over poles and over bridge
6. Jog over poles to finish

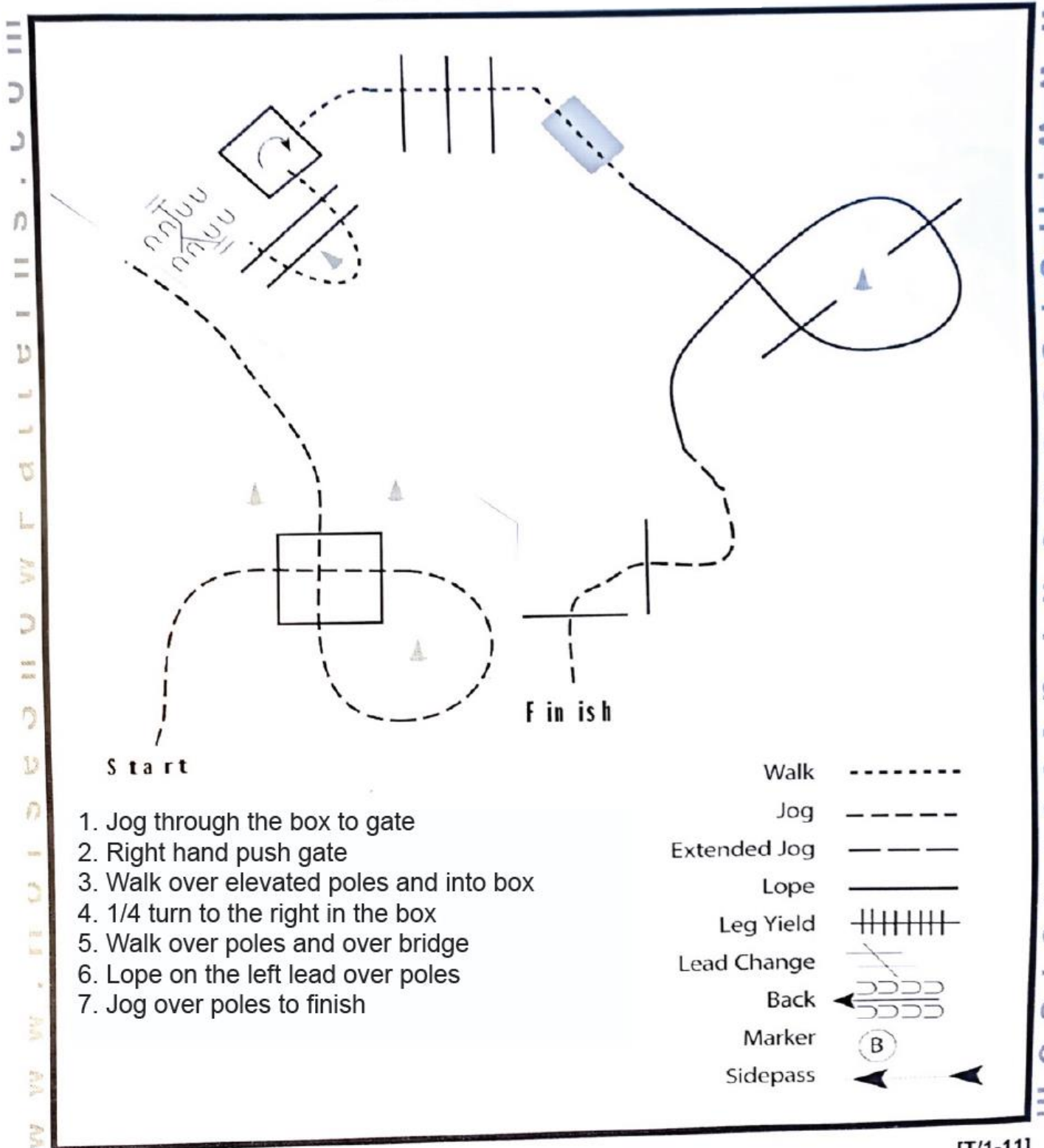
Walk	-----
Jog	-----
Extended Jog	-----
Lope	-----
Leg Yield	
Lead Change	~\~\~\~
Back	←←←←←
Marker	Ⓚ
Sidepass	←-----→

# Riverside Western Weekend

Luokka 28 ja 29

## Trail

Show Date: 18.5.2024

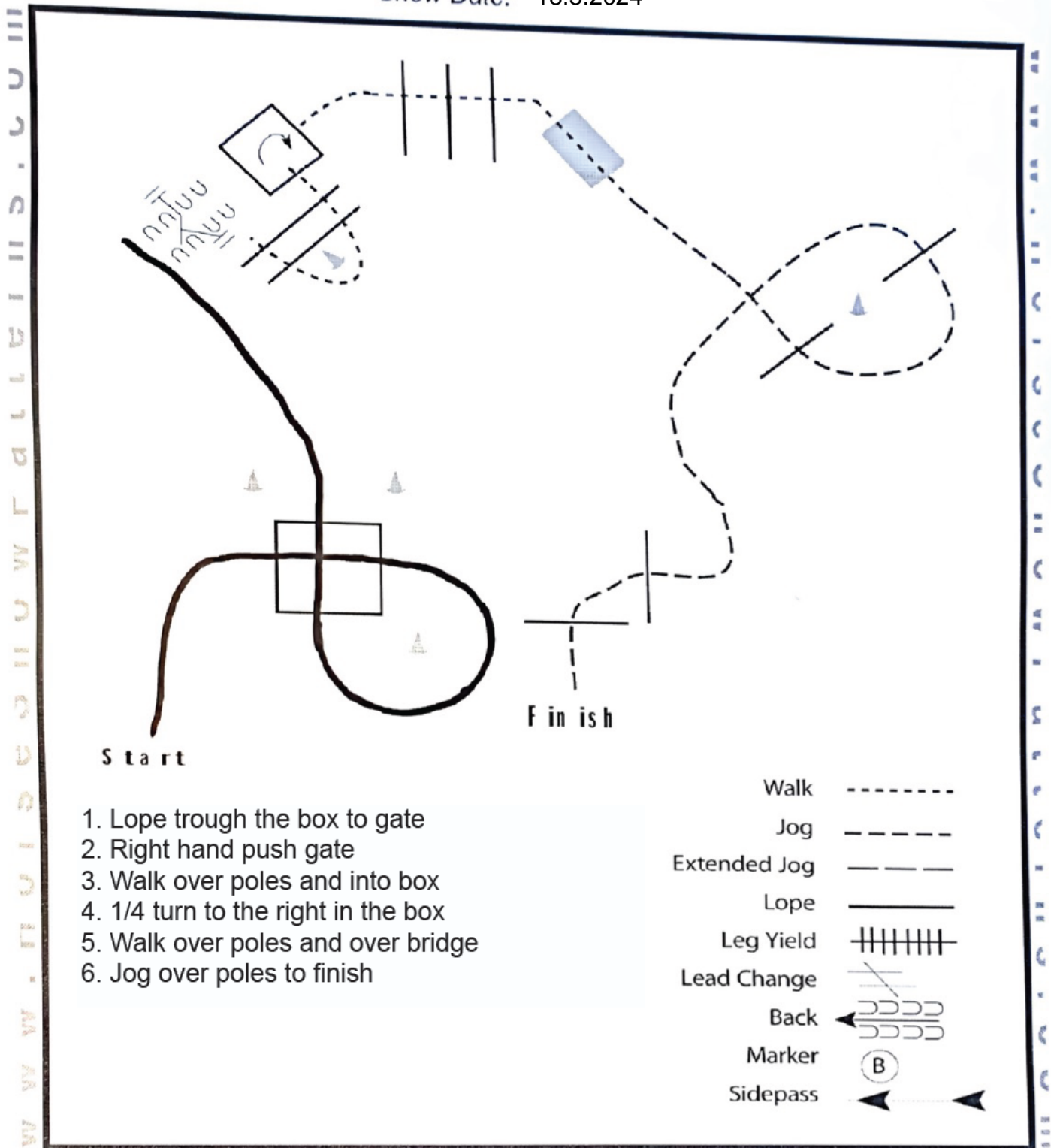


# Riverside Western Weekend

Luokat 30, 31, 32 ja 33

## Trail (Nov. Amateur)

Show Date: 18.5.2024



1. Lope trough the box to gate
2. Right hand push gate
3. Walk over poles and into box
4. 1/4 turn to the right in the box
5. Walk over poles and over bridge
6. Jog over poles to finish

Walk	-----
Jog	- - - - -
Extended Jog	-----
Lope	—————
Leg Yield	
Lead Change	— / —
Back	← ← ← ← ←
Marker	(B)
Sidepass	← ← ← ← ←

# Riverside Western Weekend

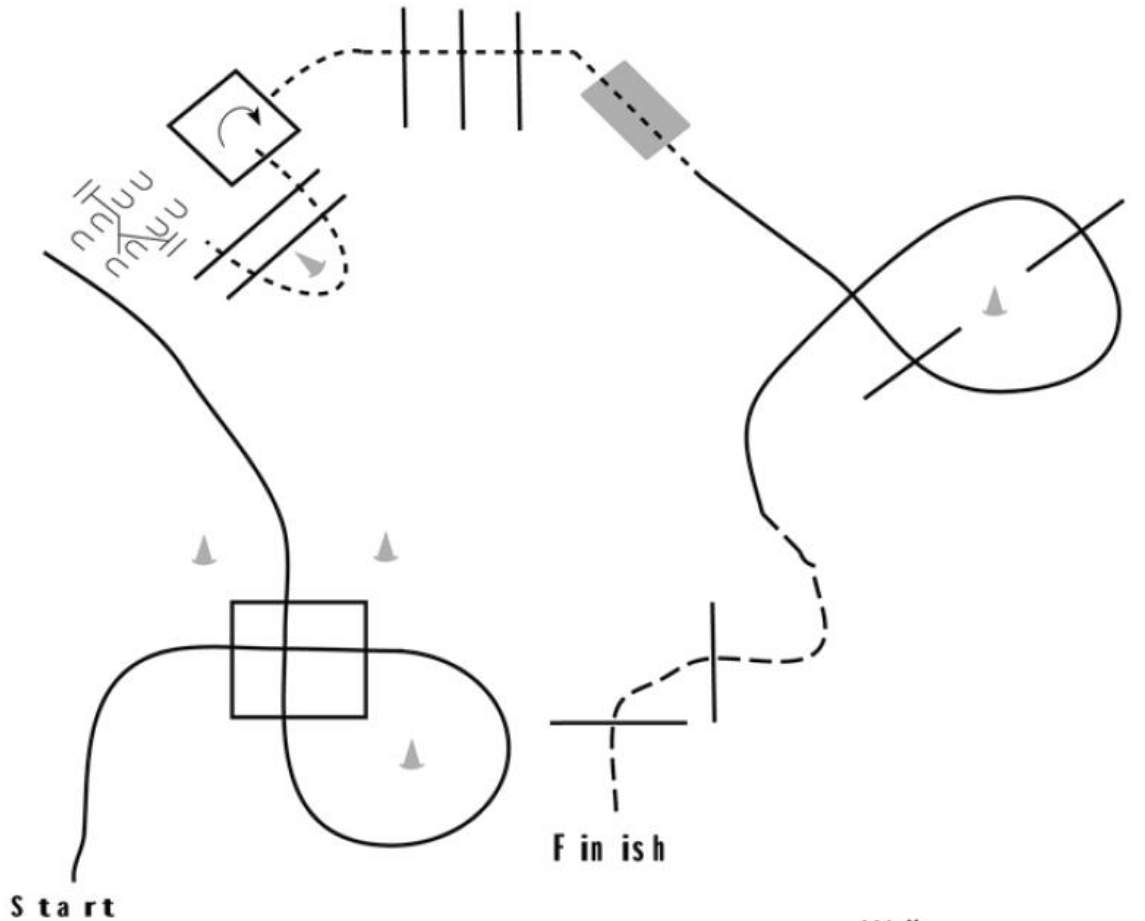
Luokat 34, 35 ja 36

## Trail (Amateur)

Show Date: 18.5.2024

www.HorseShowPatterns.com

www.HorseShowPatterns.com



1. Lope on the right lead through box to gate
2. Right hand push gate
3. Walk over elevated poles and into box
4. 1/4 turn to the right in the box
5. Walk over poles and over bridge
6. Lope on the left lead over poles
7. Jog over poles to finish

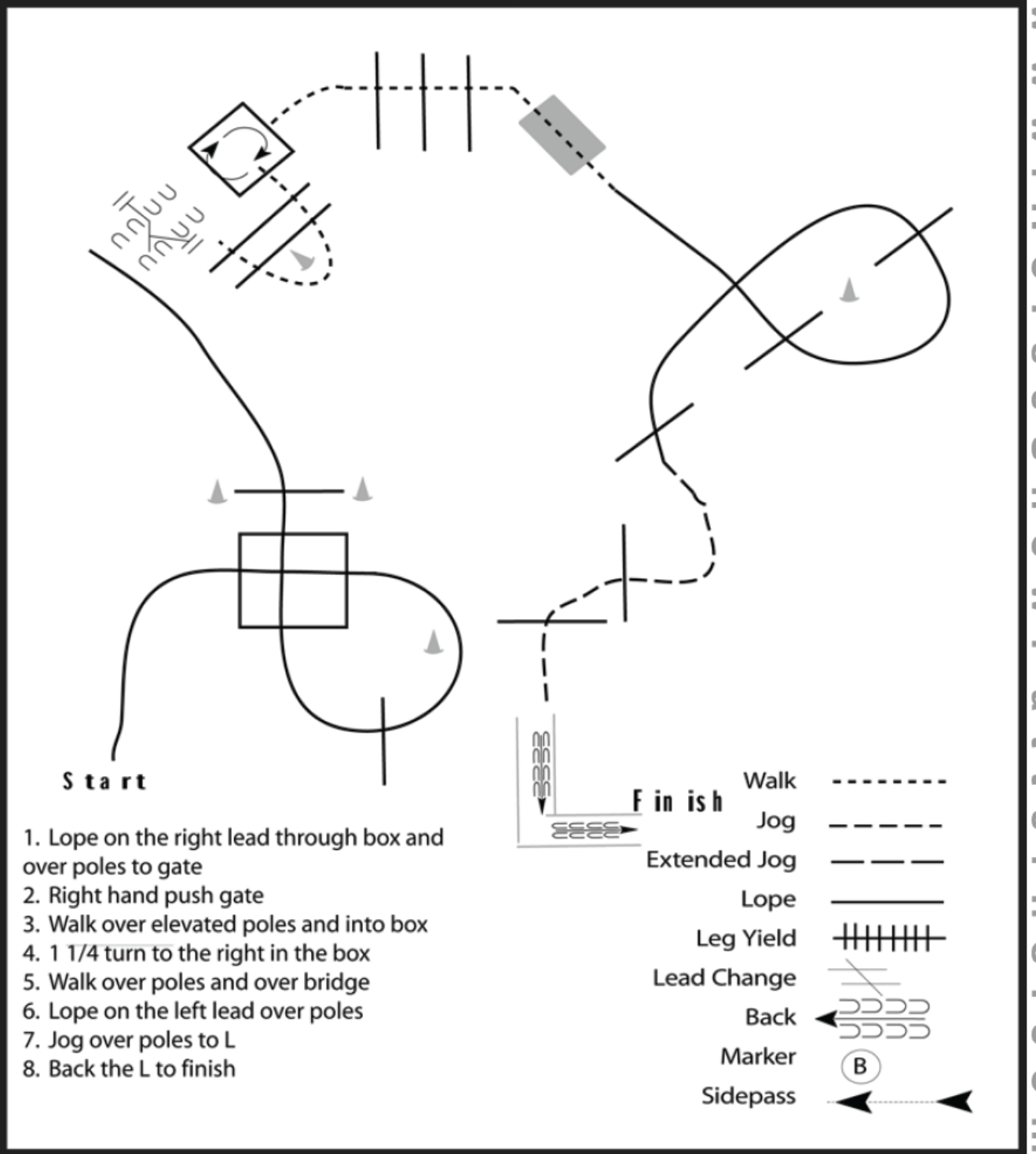
Walk	-----
Jog	-----
Extended Jog	-----
Lope	—————
Leg Yield	
Lead Change	—/—
Back	←←←←←
Marker	Ⓚ
Sidepass	←←←←←

## Trail

Show Date: 18.5.2024

www.HorseShowPatterns.com

www.HorseShowPatterns.com



1. Lope on the right lead through box and over poles to gate
2. Right hand push gate
3. Walk over elevated poles and into box
4. 1 1/4 turn to the right in the box
5. Walk over poles and over bridge
6. Lope on the left lead over poles
7. Jog over poles to L
8. Back the L to finish

Walk	-----
Jog	- - - - -
Extended Jog	- - - - -
Lope	—————
Leg Yield	
Lead Change	///
Back	←←←←←
Marker	ⓑ
Sidepass	←-----→